



Comunidad
de Madrid

CONSEJERÍA DE ECONOMÍA,
HACIENDA Y EMPLEO

INVESTOR PRESENTATION



Jun 2025

TABLE OF CONTENTS

I . MACRO OUTLOOK AND FORECASTS 2024-2025

II. FUNDING PROFILE AND STRATEGY

**III. SUSTAINABLE FINANCE 2025. IMPACT
REPORT 2024.**

IV. 2024 GREEN FINANCING REPORT





Comunidad
de Madrid

CONSEJERÍA DE ECONOMÍA,
HACIENDA Y EMPLEO

I. MACRO OUTLOOK AND FORECASTS 2024-2025



Community of Madrid key figures

↑ GDP pc 2023*
€42,198 (Madrid)
€30,968 (Spain)

* Latest official data available

↑ Average annual population growth (2014-2024)
+1.0% (Madrid)
+0.5%(Spain)

↑ Company stock 2024
513,575 +2.1% YoY (Madrid)
3,255,276 +1,5% YoY (Spain)

↓ CPI data (Apr- 2025)
+2,2% YoY (Madrid)
+2,2% YoY (Spain)

↓ Unemployment rate (2025 1Q)
9.1% (Madrid)
11,6% (Spain)

↑ ICTs Service 2023
Region best positioned in advanced digital services such as Artificial Intelligence or Big Data

GDP: € 275 million (2023)
Population: 7 million (2024)

National %:
GDP: 19.4%.
Population: 14.5%.



↑ R&D expenditure (2023)
2.4% of GDP (Madrid)
1.8% of GDP (Spain)

Foreign investment
67.1% of Total Spain
(2024).

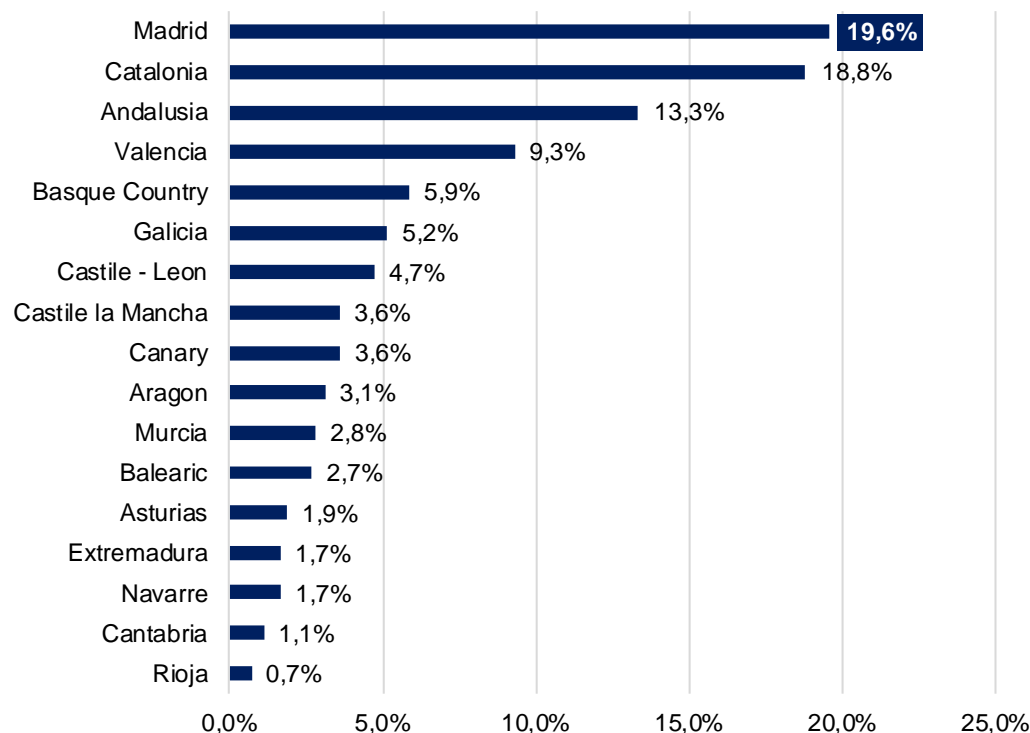
Source: Community of Madrid and INE



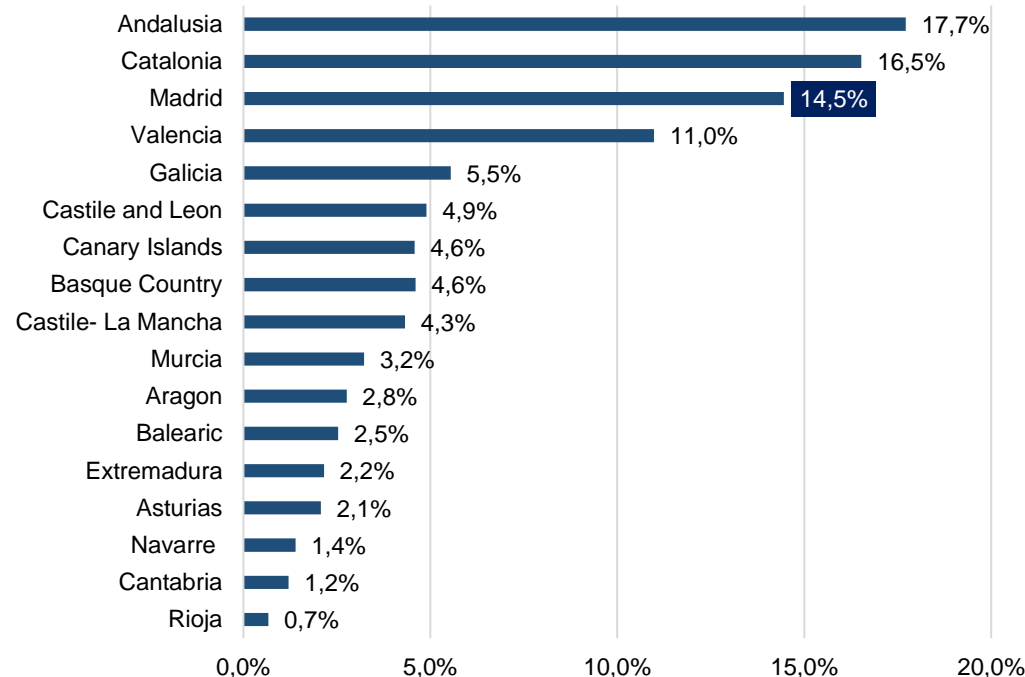
The Community of Madrid in Spain

- The regional GDP of the Community of Madrid continuous on the path of growth in 2023 (+2.5% YoY), while the evolution of the national economy was less positive.
- In terms of population, the Madrid Region represents 14.5% of the total population at the end of the second quarter of 2024, with a figure of 7,056,184 (out of a national total of 48,811,145).

Contribution by region to national GDP (2023)



Population distribution by Autonomous Community (2024)



The Community of Madrid in Europe

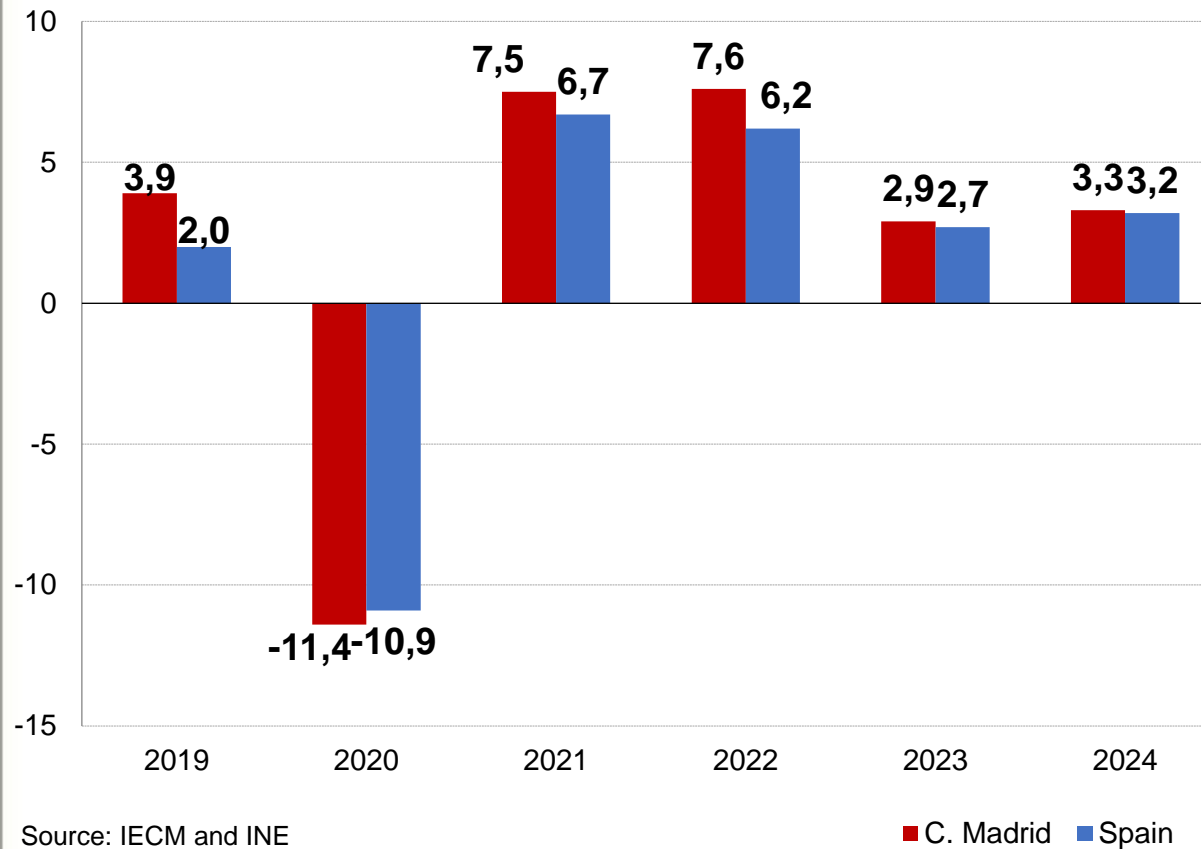
- In 2023, Madrid was the **third largest regional economy in the EU** and the largest in Spain.

Region	País	GDP (Million €)	GDP PPP (Million €)
Ile de France	France	860.067	787.355
Lombardia	Italy	490.132	509.572
Comunidad de Madrid	Spain	293.069	326.603
Cataluña	Spain	281.845	314.095
Oberbayern	Germany	349.686	312.415
Rhône-Alpes	France	284.847	260.766
Lazio	Italy	238.561	248.024
Eastern and Midland	Ireland	291.168	245.585
Düsseldorf	Germany	263.031	234.996
Stuttgart	Germany	261.692	233.800
Darmstadt	Germany	255.724	228.468
Andalucía	Spain	199.152	222.093
Köln	Germany	231.611	206.925
Veneto	Italy	197.137	204.957
Warszawski stoleczny	Poland	137.339	203.286



Madrid's economy resumes its recovery against an uncertain global backdrop

Gross Domestic Product
Rates of change in real terms



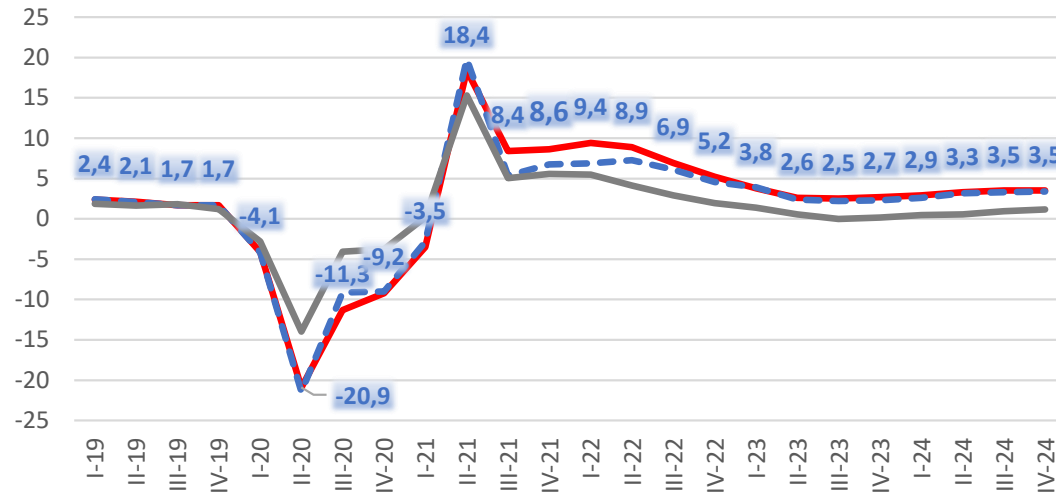
✓ With inflation under control, the economy continues to grow above the european average. In addition, Madrid improves the Spain's growth by 0,1 p.p.

✓ **GDP Community of Madrid: +3.3% 2024 vs 2023 (SPAIN: +3.2%)**



Regional momentum anticipates recovery to pre-COVID activity levels

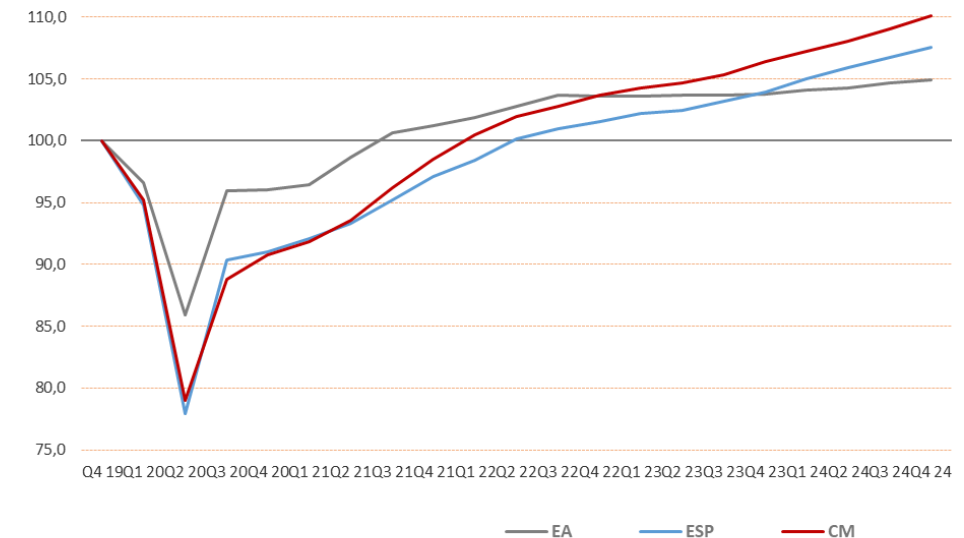
Gross domestic product
Year-on-year actual rates of change



Prepared on the basis of data from
DG Economy, INE and Eurostat

— Madrid — Spain — EU20

Gross domestic product
Index Q4 - 2019=100



Source: IECM, INE and EUROSTAT. Data adjusted for seasonality and calendar effect.

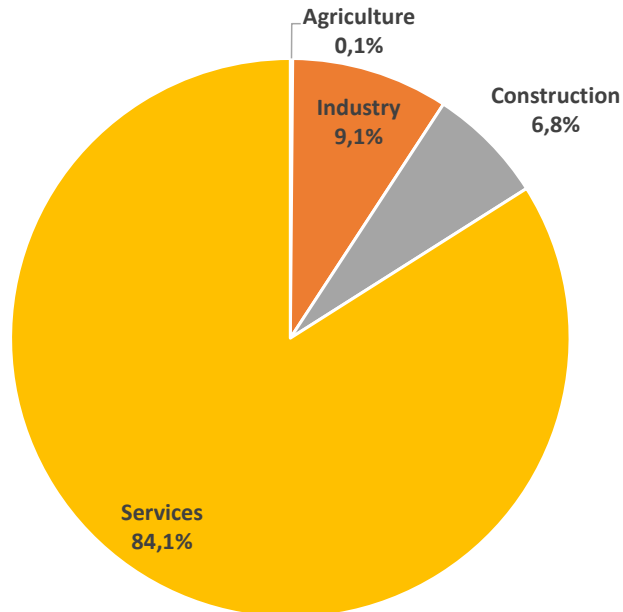
- ✓ **GDP Comunidad de Madrid 24Q4: +1% quarter-on-quarter (0.8% Spain) +3.5% year-on-year (3.4% Spain).**
- ✓ In 24Q4, Madrid's GDP was 10.1% above pre-pandemic levels (19Q4); Spain has recovered at a similar pace, and both remain above the European average. Madrid leads the post-pandemic recovery among the regions.



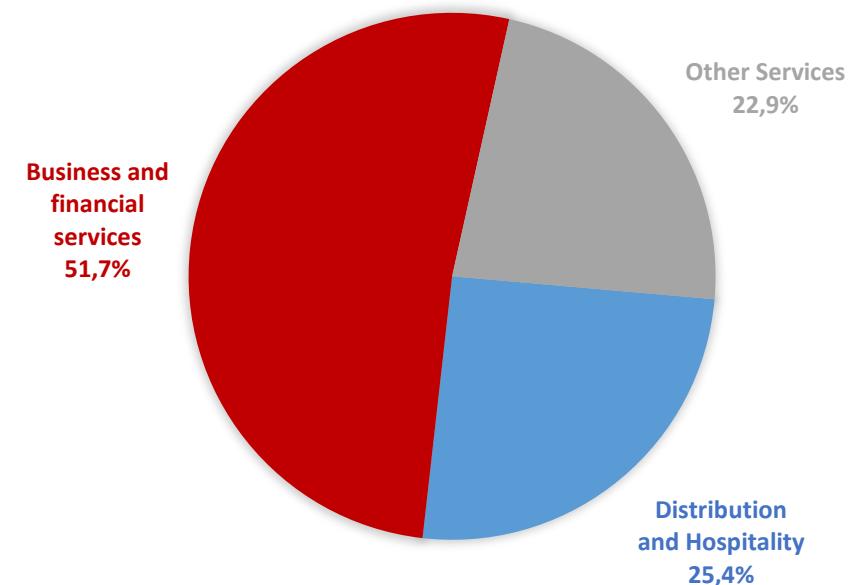
Distribution by sectors 2024 Q4:

- ✓ The **regional economy** has a high weight in the services sector, with **84.1%** compared to the **national average of 75.6% in Q4 2024**.
- ✓ The **Community of Madrid** has been affected to a greater extent by the pandemic, due to the high weight of the service sector and in particular the link with tourism, which subsequently resulted in a **greater recovery**.

Composition of constant GVA by sector in Madrid,
2024 Q4
(% of total)



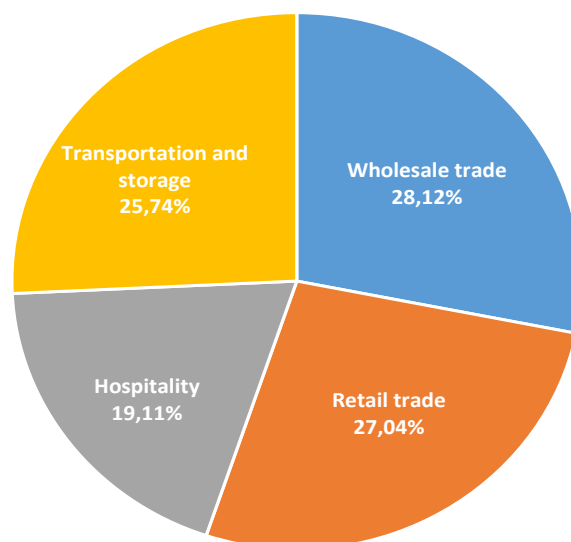
Composition of constant GVA by service sector in
Madrid, 2024 Q4
(% of sector total)



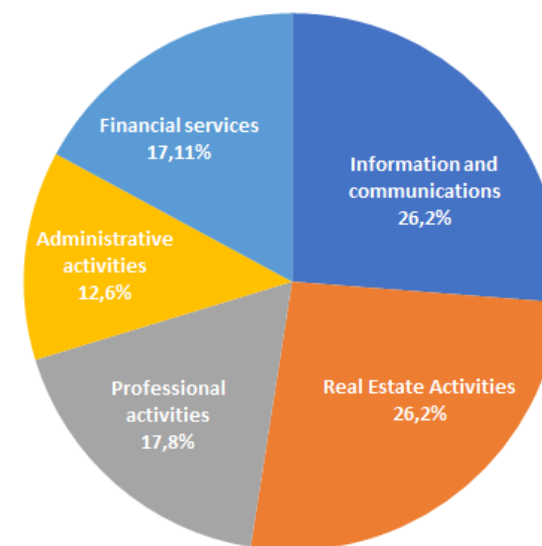
Composition of the two main categories of the services sector in 2022

- By breakdown of the **Distribution and Hospitality** category in 2022, the most important sub-sector is **wholesale trade (28.1%)**.
- Within **Business and financial services**, more than half corresponds to **Real estate activities (26.2%)** and **Information and communications (26.2%)**.

Composition of constant GVA by breakdown of the Distribution and Hotels & Catering category in Madrid, 2022
(% of category total)

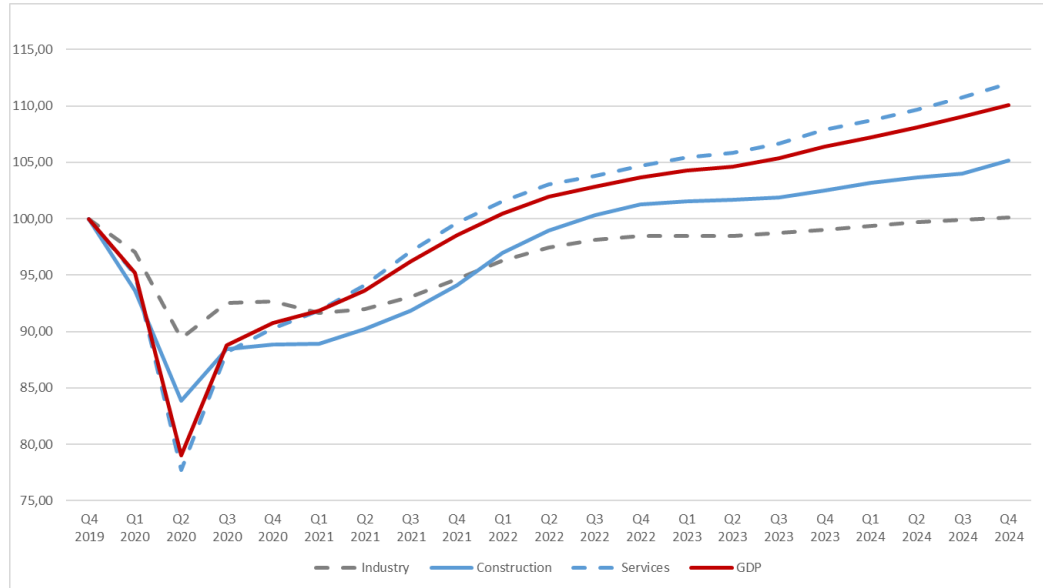


Composition of constant GVA by breakdown of the category Business and Financial Services in Madrid, 2022
(% of category total)



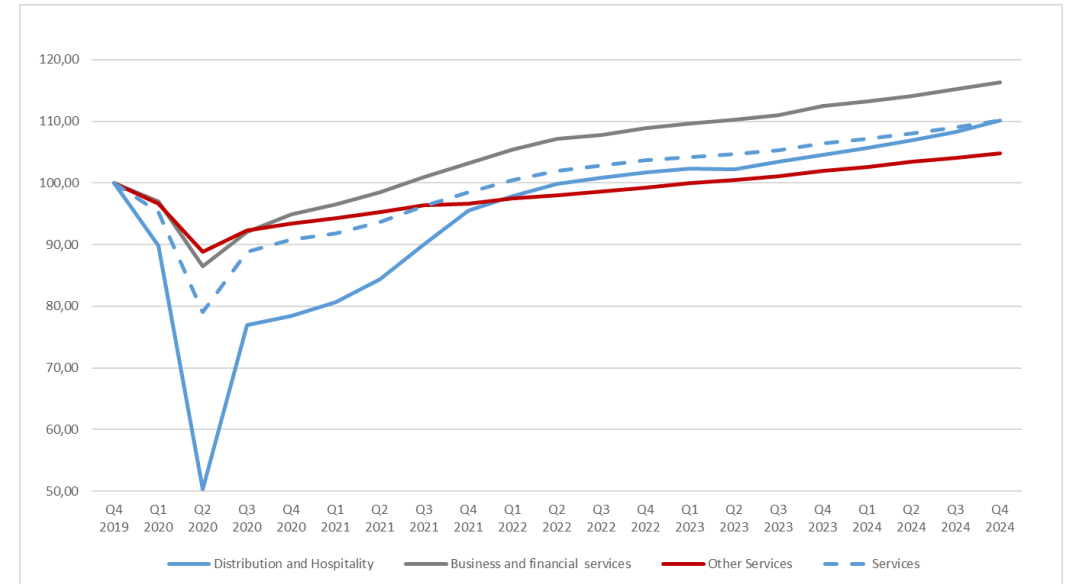
The regional economy has now fully recovered to pre-pandemic levels

Main sectors in the Community of Madrid
Index Q4-2019=100



Source: Based on data from the IECM. GVA adjusted for seasonality and calendar effect

GVA services sector
Index Q4-2019=100



Source: Based on data from the IECM. GVA adjusted for seasonality and calendar effect

- ✓ **Year-on-year growth continued in 24Q4 compared to 23Q4.**
- ✓ Services sector +3.8% 24Q4.
- ✓ Services are the most dynamic branch, with a year-on-year increase of 5.4%. (10% above 19Q4)
- ✓ **Construction** +2.6% 24Q4 vs. +1.2% 23Q4 (5.1% above 19Q4)
- ✓ **Industry** 1.1% 24Q4 vs. +0.6% 23Q4 (0,2% above 19Q4)



A less favorable global macroeconomic backdrop has slowed regional demand growth in 2024

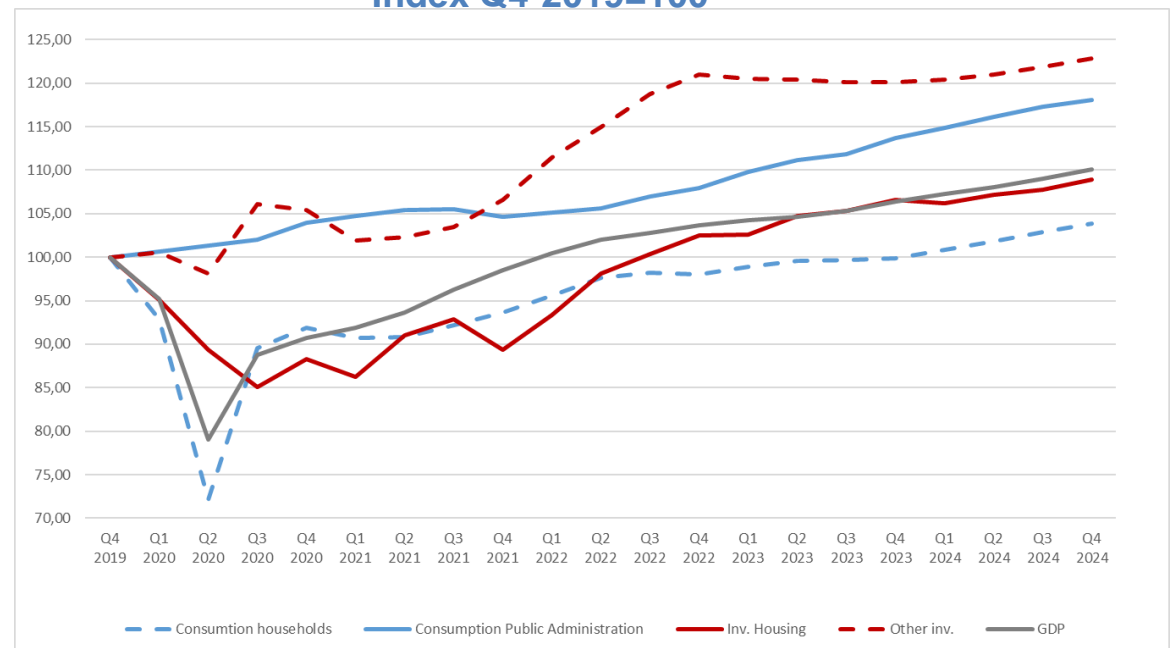
✓ Year 2024

- **Consumption continued to recover**, albeit at a more moderate pace of 3.3%, with greater momentum in household consumption (2.9%) than in general government consumption (4.4%).
- **New investment** had an increase of 1.4%; housing investment reactivated (2.6%) and a modest pace in the rest (1.1%).
- **Increase in the contribution of external demand** to 0.8 points.

✓ 2024Q4

- **Domestic demand +3,5% 24Q4 vs +2.1% 23Q4**
 - **Investment +2.3% 24Q4:**
 - » Housing investment 2.2%, 8.9 p.p. above 19Q4.
 - » Rest of lending -2.3%, 22.7 p.p. above 19Q4.
 - **Final consumption expenditure +4% 24Q4:**
 - » Household consumption +4% in 24Q4, 3.9 p.p. above 19Q4.
 - » General government consumption +3.8%, 18.1 p.p. above 19Q4.

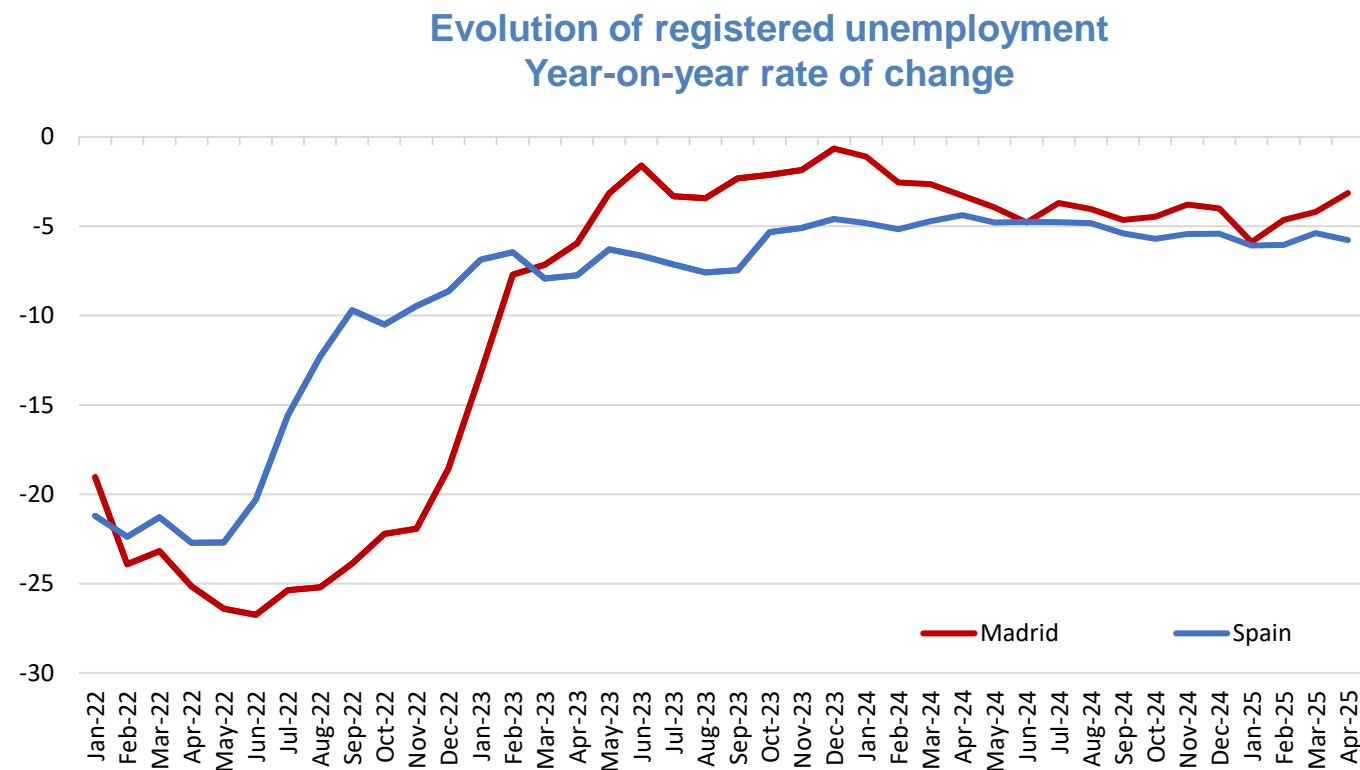
Consumption and investment in the Madrid Region
Index Q4-2019=100



Source: Based on IECM data GVA adjusted for seasonality and calendar effect.



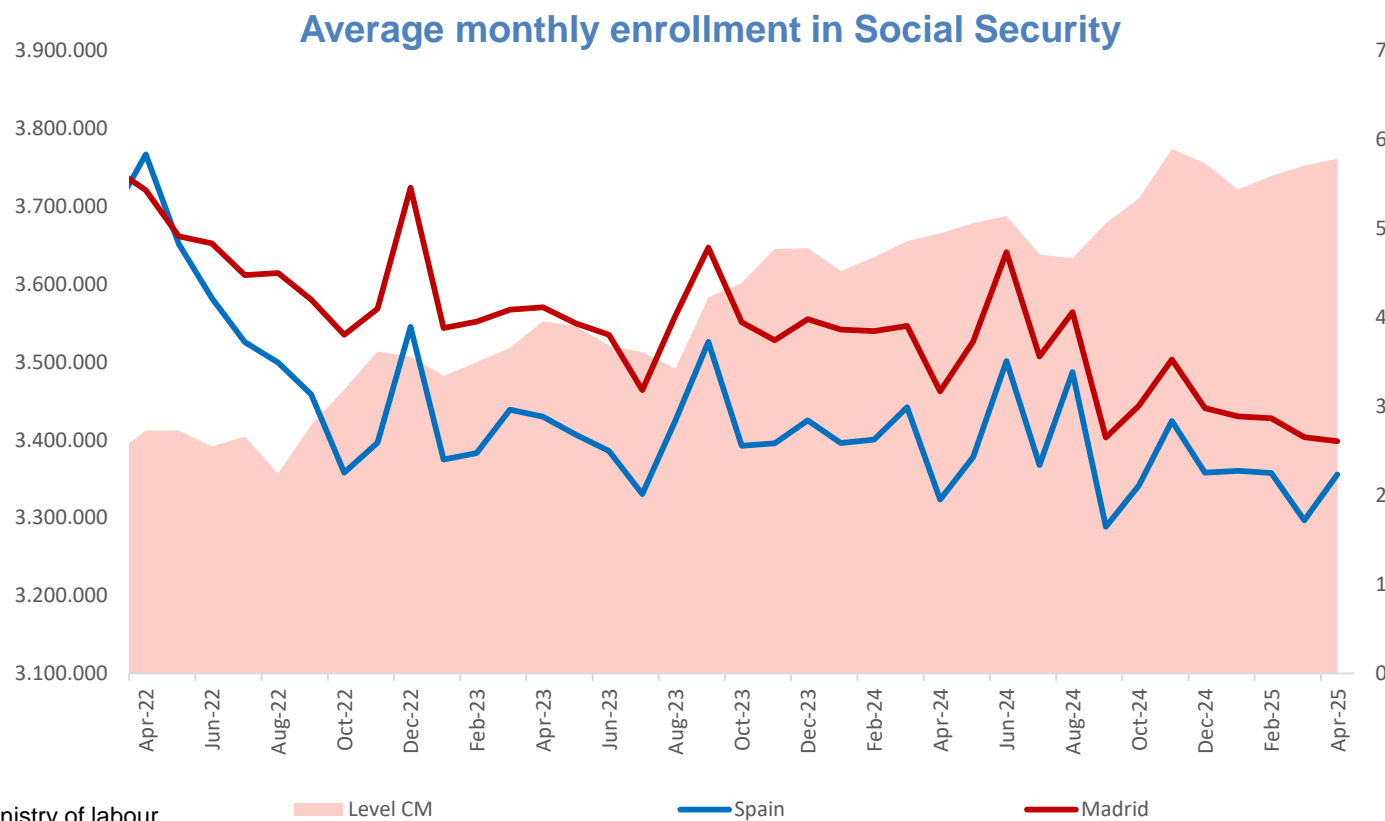
Unemployment at lowest level since 2008



- ✓ Continued decline in the number of unemployed, falling below pre-crisis levels.
- ✓ April 25: 289,232 -3,2% YoY.



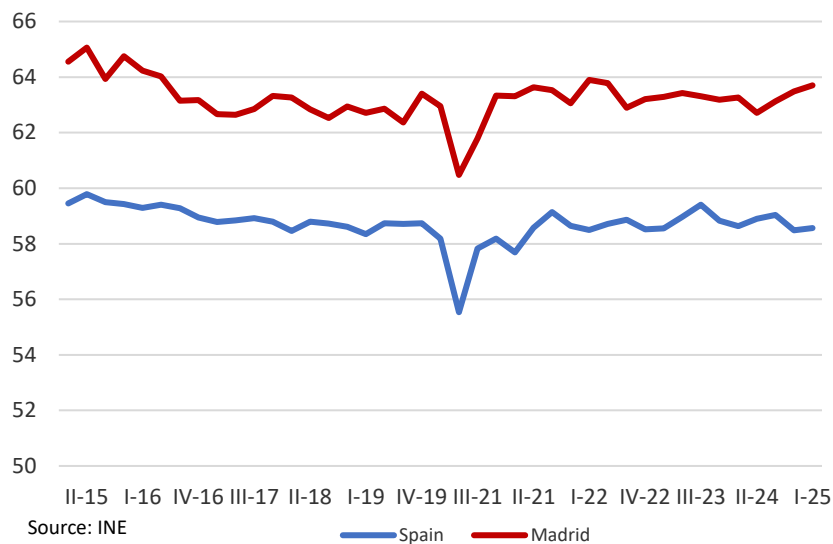
Social Security enrollment continues near maximum levels



- ✓ **Social Security enrollment performed very well in the last months, close to all-time highs of the series in both genders.**
- ✓ Apr-25: 3,761,082 members, +2.6% vs Apr-24

Significant increase in the labour force in the region - LFS

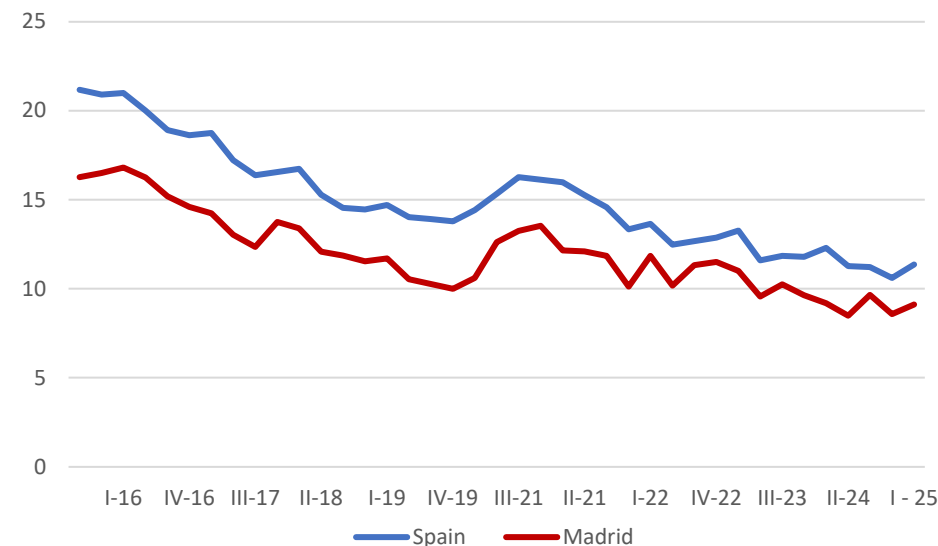
Evolution of activity rate



✓ **CM activity rate**
63.7% 25Q1 vs. 63.3% 24Q1.
 The highest of all the Autonomous Communities.

✓ **Activity rate SPAIN**
58.6% 25Q1 vs. 58.6% 24Q1.

Evolution of unemployment rate



✓ **Unemployment rate CM**
9,1% 25Q1 vs. 9,2% 24Q1

✓ **Unemployment rate SPAIN**
11.6% 25Q1 vs. 12.3% 24Q1



Services are pushing upward but inflation remains under control

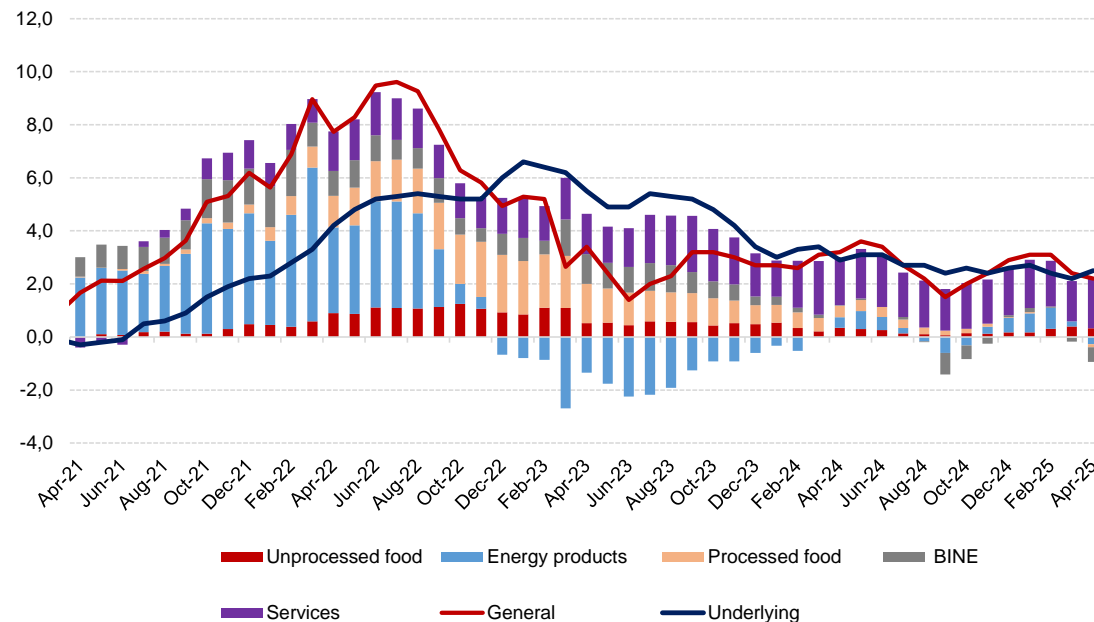
Evolution of prices in Madrid and Spain
General and Underlying inflation



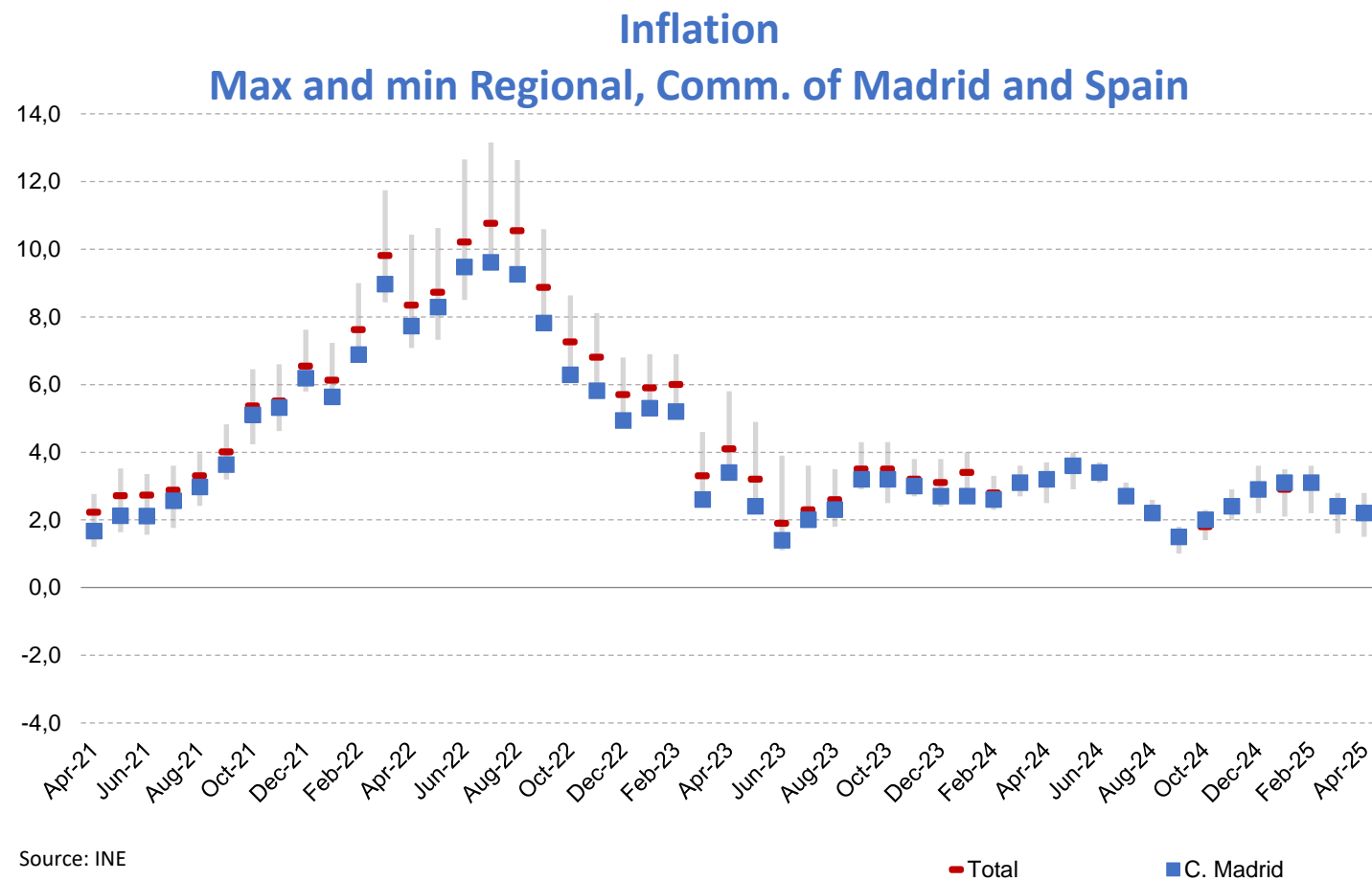
Source: INE

- ✓ **General Inflation:**
- ✓ **SPAIN: 2.2% in Apr 2025, 0.1 p.p less than previous month.**
 - CM 2.2% in April, 0.2 p.p less than previous month
- ✓ **Core inflation**
 - SPAIN 2,4% Apr25 vs. 2% Mar25
- ✓ **CM core inflation, practically in line with the national average.**
 - CM 2.5% Apr25 vs. 2.2% Mar25.

Contribution to inflation by components



Inflation in the Community of Madrid in the regional context



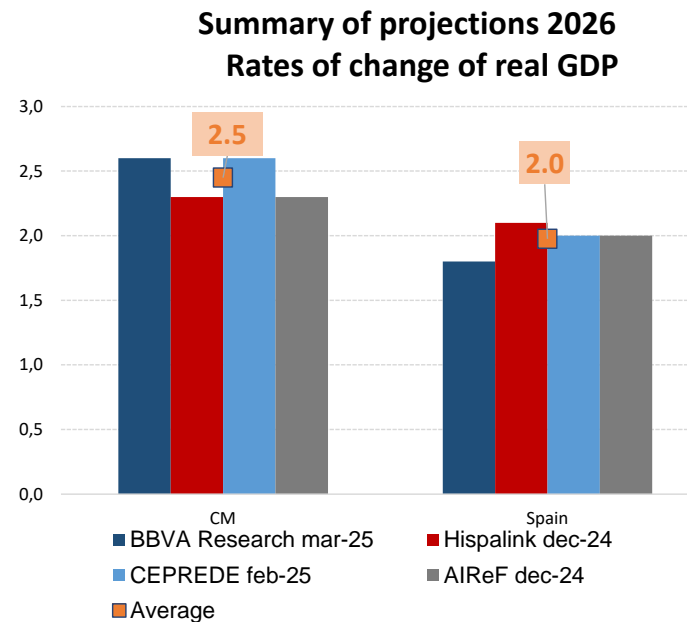
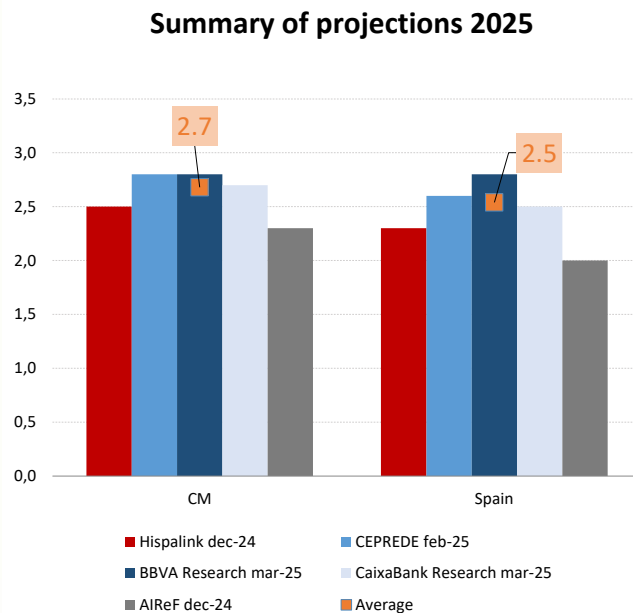
● The Community of Madrid's CPI is approaching the target.



Growth estimates for the Community of Madrid in 2025-2026

- Growth in the Madrid Region is expected to be 2.7% in 2025 or even more and to decelerate slightly in 2026.
- In both years, the Madrid economy is expected to be more dynamic than that of Spain.

GDP growth forecasts. Community of Madrid and Spain Real GDP growth rates



Issues to follow:

- ✓ Protectionism of United States
- ✓ Block polarisation and its implications.
- ✓ General weakening of global demand.
- ✓ Developments in the war in Ukraine in Gaza.
- ✓ Response of activity and employment to current and future changes in the policy mix.
- ✓ Risk of financial fragmentation stemming from high levels of public debt and possible territorial asymmetry in the current adjustment phase.
- ✓ Stakeholder confidence in a context of high levels of uncertainty.
- ✓ Challenge: the cohesion of the European Union and its positioning in the new global geopolitical framework.

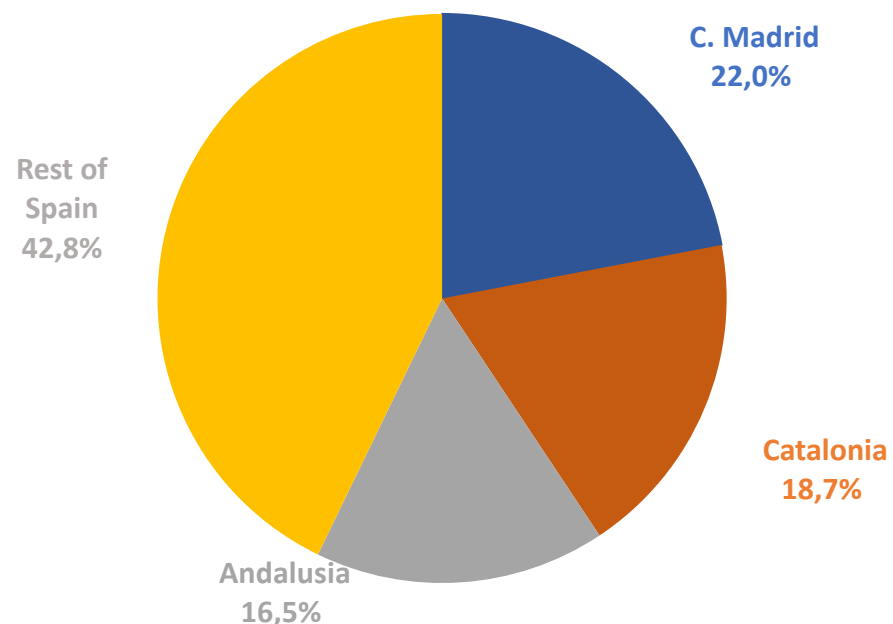


Madrid leads business creation in 2024 and 2025

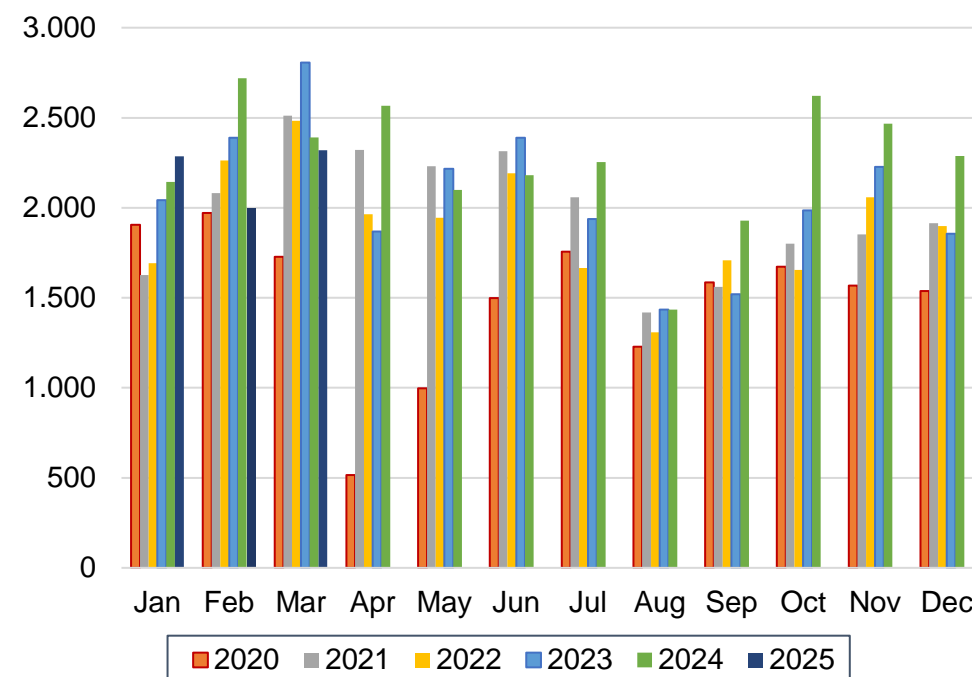
Community of Madrid maintains its leadership in company creation with a total of 2,320 companies in March 2025.

Madrid leads in the creation of trading companies in March 2025, with 22% of the national total.

Commercial companies created
(Percentage of the national total March 2025)

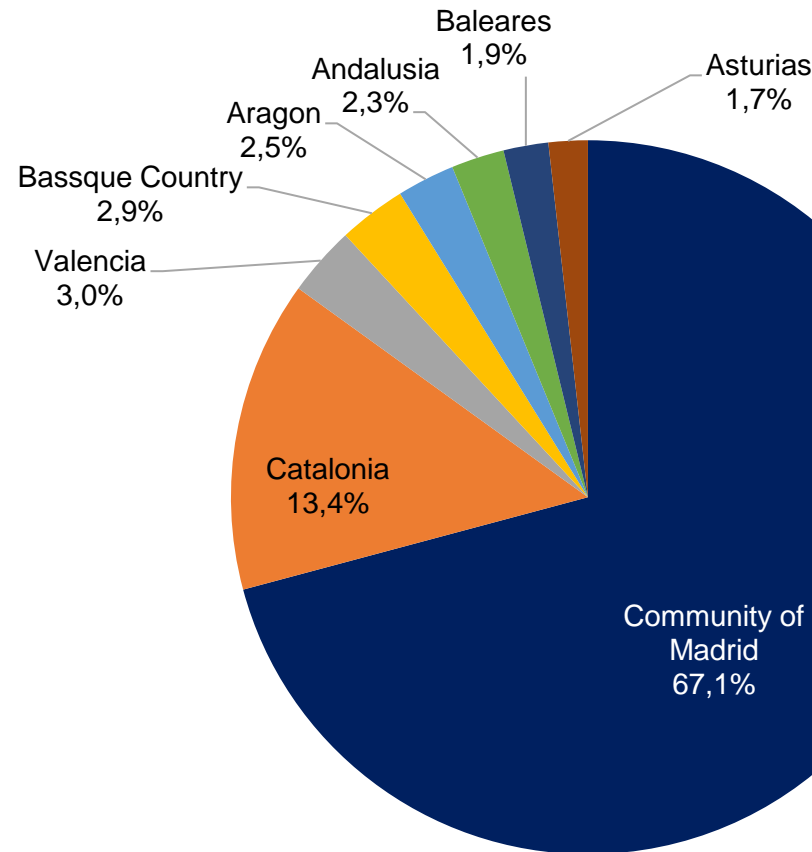


**Companies set up monthly
Community of Madrid**



Madrid, preferred destination for foreign investment

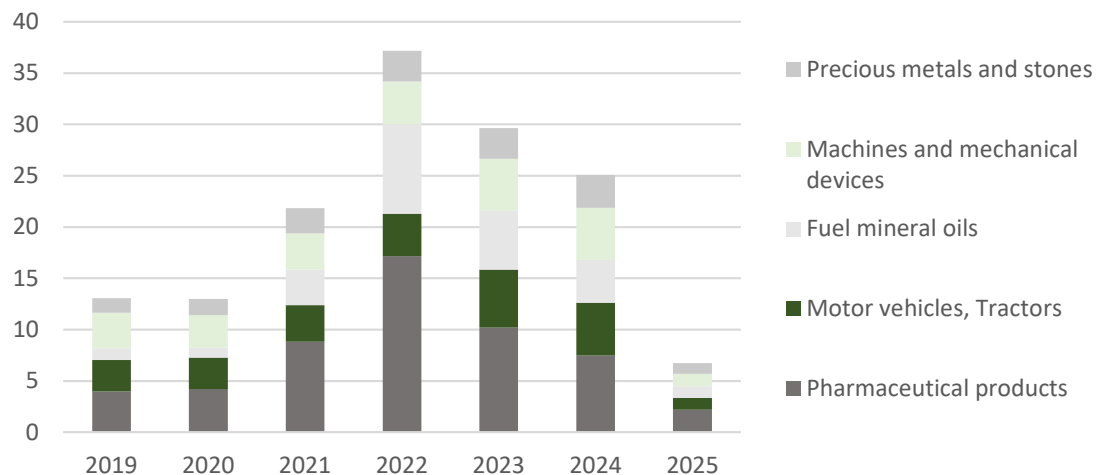
- In 2024, the Community of Madrid received an investment of **24,704** million euros, **67.1%** of the national total.



International flows start the year with strong momentum.

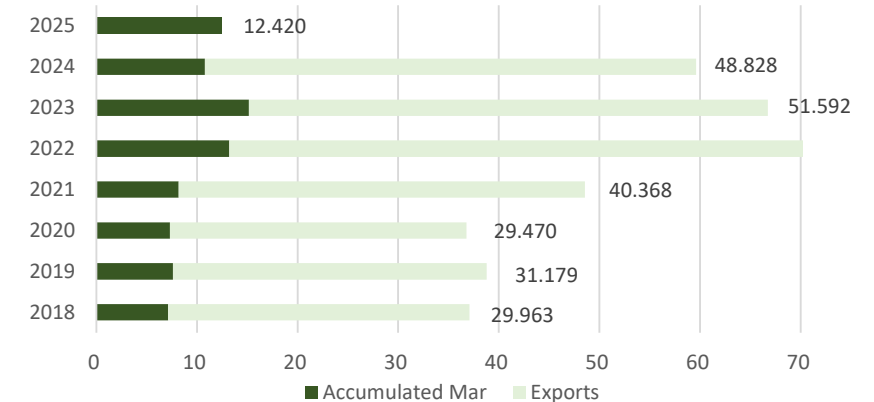
- The historical highs of the international market are behind us, as they were conditioned by the impact of high inflation rates. Nevertheless, the dynamism continues to be very positive.
- Exports increased compared to the same period of the previous year, reaching 12,420 million euros in March 2025. Imports also increased, with a volume of 25,506 million euros.
- As of March 2025, exports from the Community of Madrid represent 13% of the total exported by Spain and imports account for 23% of total Spanish purchases abroad.

Evolution of the 5 most exported TARIC sectors



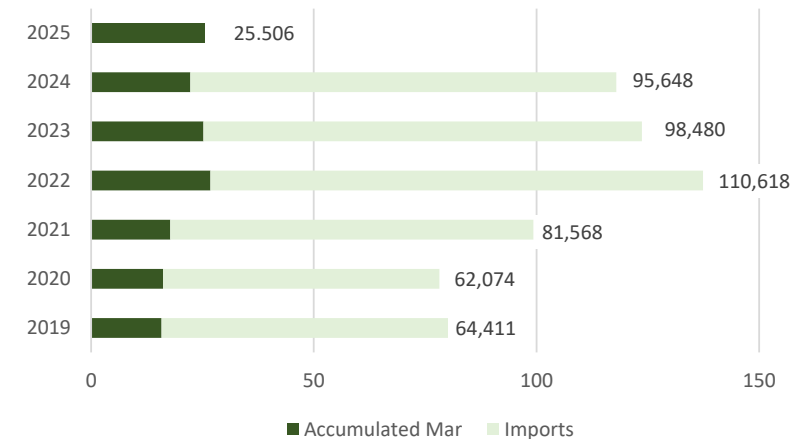
Source: Ministry of Industry, Trade and Tourism

Exports (Community of Madrid, €mn)



Source: AEAT

Imports (Community of Madrid, €mn)



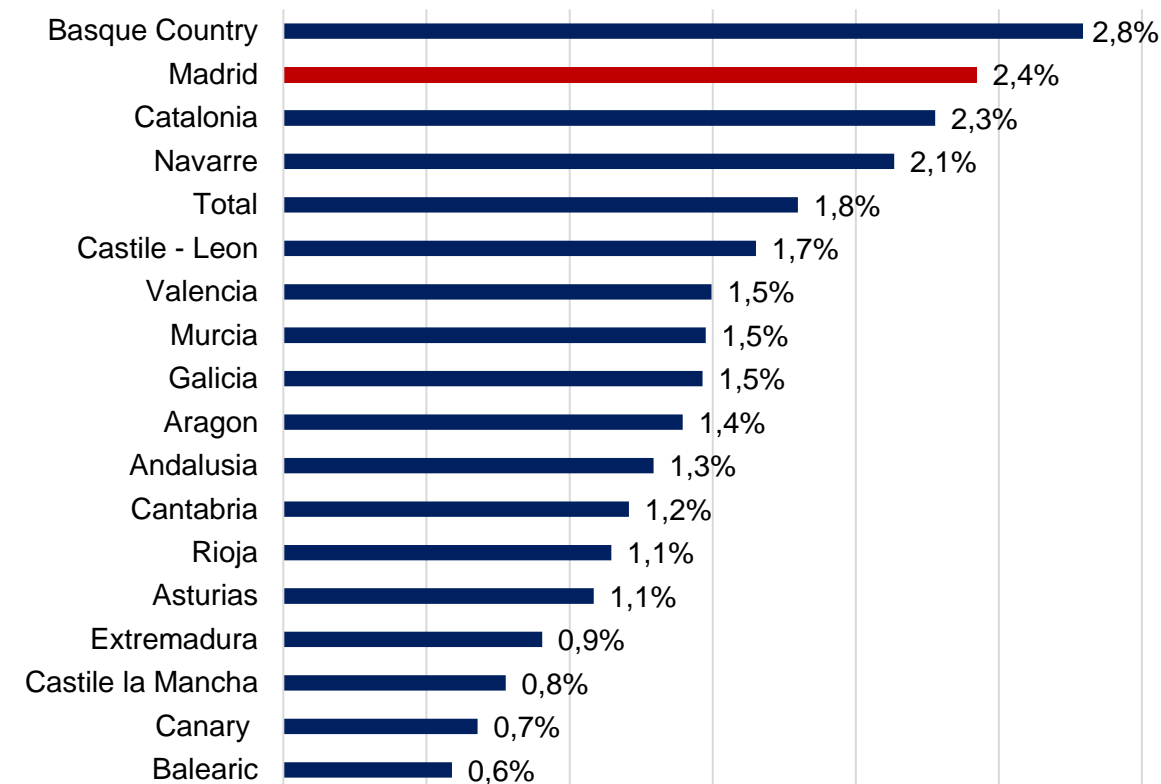
Source: AEAT



R&D investment remains strong

- **6,039 M€** of R&D investment in the Community of Madrid (2023).
- **+13.1%** year-on-year growth.
- **27%** of total Spanish R&D expenditure (first region in terms of expenditure).
- Second **region in investment as a % of GDP (2.4%)**, +62 basis points compared to the national average.

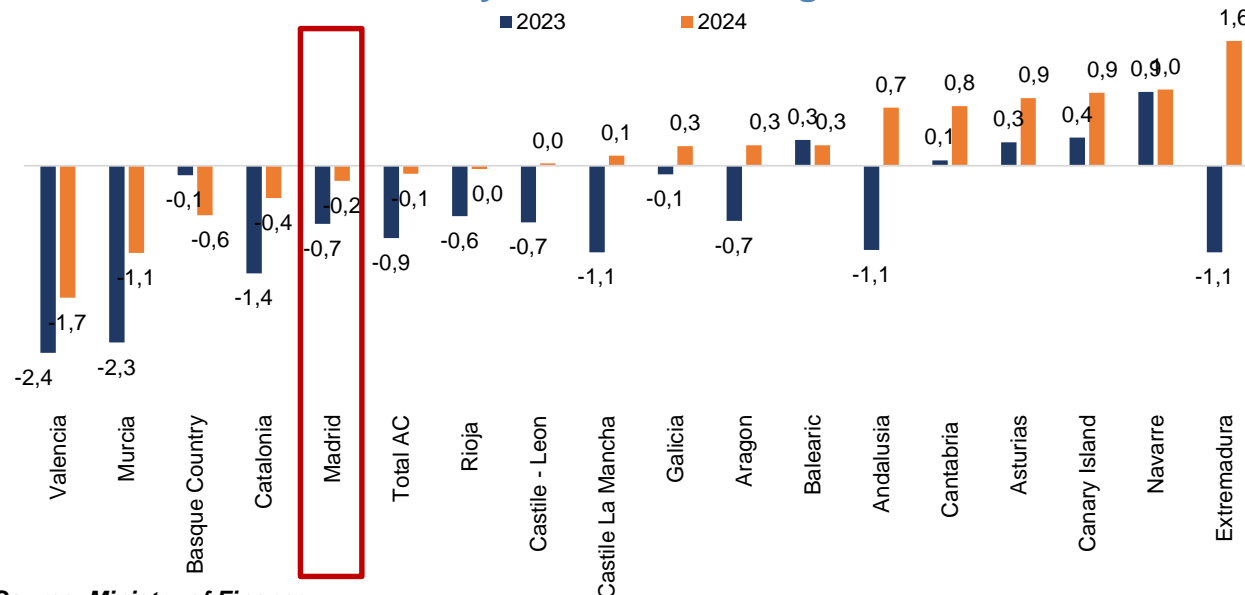
R&D investment over GDP (% , 2023)



Near fiscal equilibrium in 2024

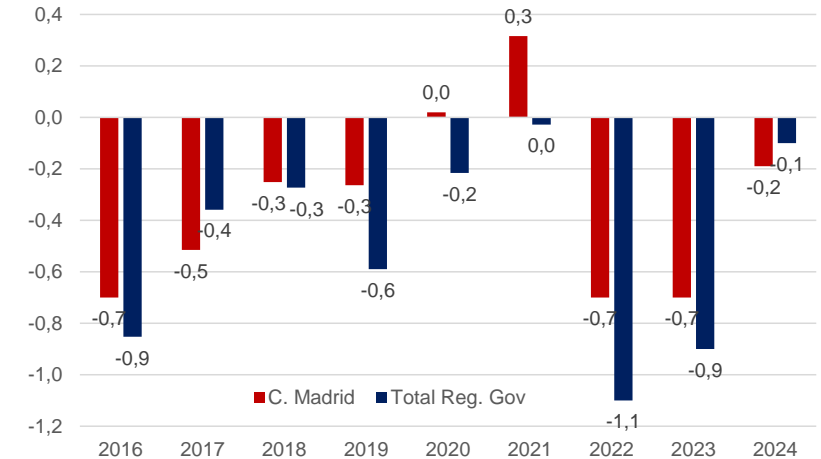
- At the aggregate level, Spanish public administrations have made an effort to reduce the deficit to 2.8% of GDP (nine points lower than in 2023).
- The historical fiscal discipline of the Community of Madrid has allowed the region to consistently deliver better fiscal execution than the regional average, although in 2024, the Community's deficit slightly exceeded the national average (-0.2% vs -0.1% of GDP). All this in a context of suspension of fiscal rules, in which administrations have accelerated spending in order to improve fiscal sustainability after their application from 2025.

Deficit evolution by Autonomous Regions as % of GDP

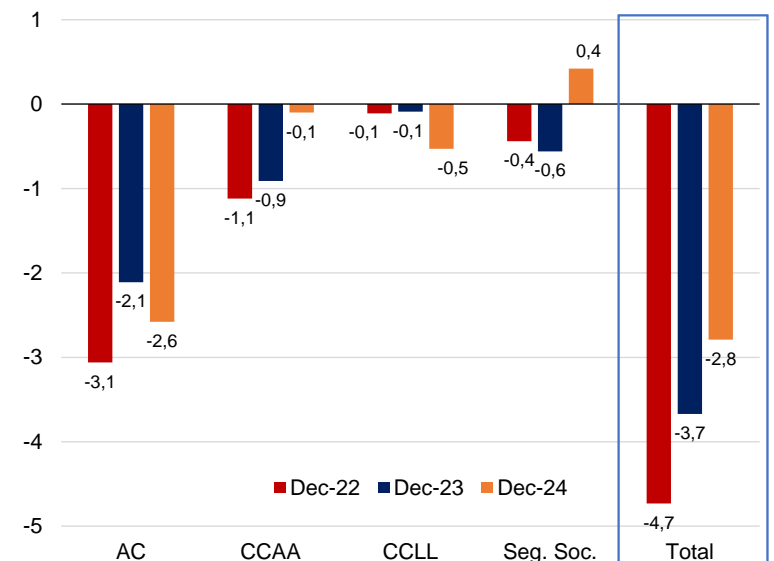


Source: Ministry of Finance

Evolution of the public deficit (% GDP)



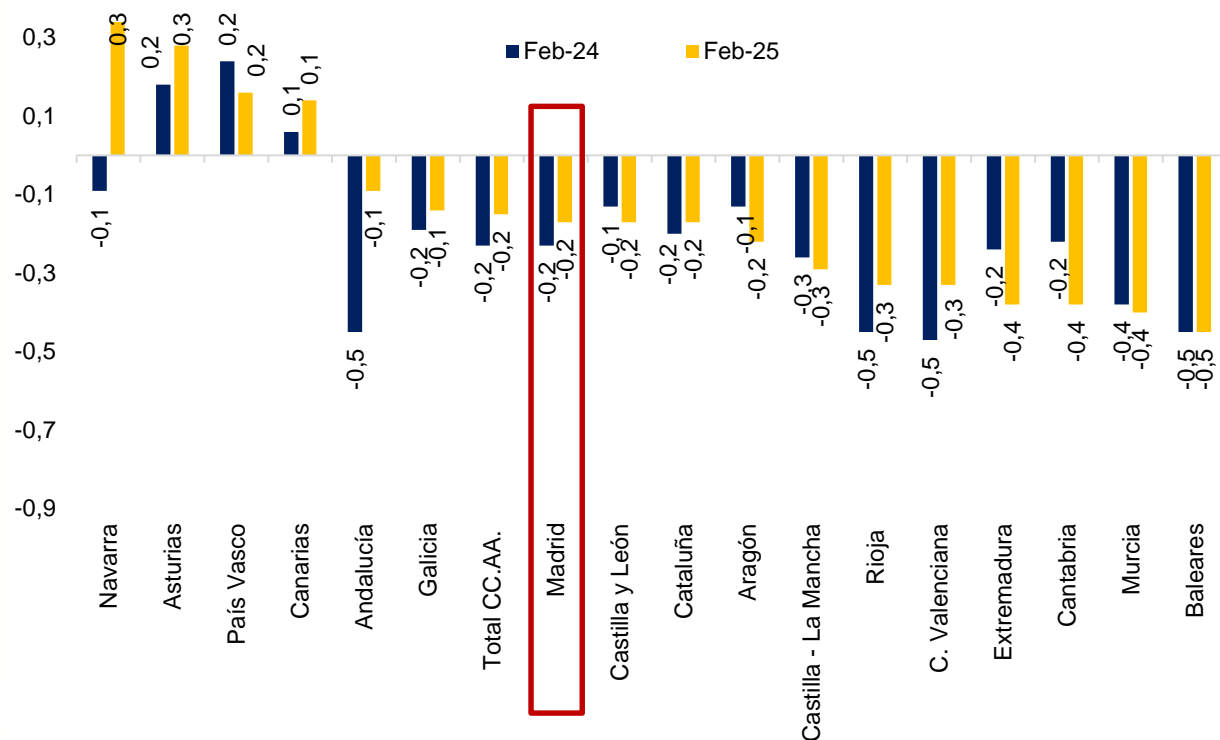
Evolution of public deficit by subsector (% GDP)



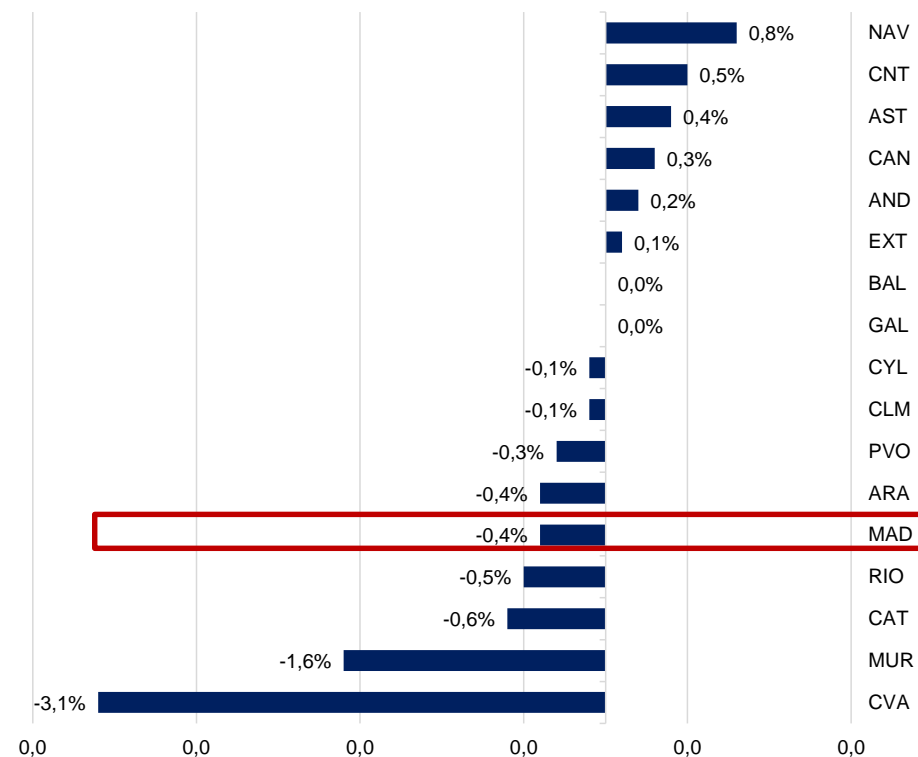
Fiscal dynamics in 2025

- Expectations for this fiscal year 2025 are positive for the common regime regional administrations. The strong growth of the spanish economy supports fiscal accounts
- According to AIReF, the expected budget deficit for Madrid would be at -0,4% of GDP by 2024YE.

Deficit evolution by Autonomous Regions
as a % of GDP



AIReF 2024 forecasts GDP (%)



Source: Ministry of Finance

Autonomous Regional Financing System

- ✓ The **total resources of the regional financing system (SFA)** for the year consist of the **State account transfers** (an estimate made by the State of the resources expected to be collected in the year) and the **settlements of the system** (an adjustment made two years later, representing the difference between the payments on account and what was actually collected).
- ✓ The **Community of Madrid will receive revenues from the SFA of 20,757.62 million euros in 2024 (+12.3% with respect to 2023)**: the State account transfers have been retroactively updated in September, while the settlement was disbursed in July.
- ✓ For 2025, State account transfers will grow by 9.1% year-on-year to 20,447 million euros. The distribution of the settlement, amounting to 11,785 million euros, is still pending.

State account transfers (EUR mn)

	2024 State account transfers	2022 Settlement	Total resources SFA 2024	2025 State account transfers	YoY 2024/2025
Catalonia	25,645	4,324.39	29,969.39	28,229.00	10.1%
Galicia	9,374	1,269.66	10,643.66	10,262.00	9.5%
Andalusia	25,061	2,995.27	28,056.27	27,523.00	9.8%
Asturias	3,458	474.05	3,932.05	3,763.00	8.8%
Cantabria	2,329	254.47	2,583.47	2,487.00	6.8%
La Rioja	1,256	195.32	1,451.32	1,360.00	8.3%
Murcia	4,166	651.65	4,817.65	4,571.00	9.7%
Valencia	12,690	2,685.79	15,375.79	13,974.00	10.1%
Aragon	4,564	628.37	5,192.37	4,981.00	9.1%
Castille La Mancha	6,386	684.97	7,070.97	6,957.00	8.9%
Canary Islands	6,072	1,304.40	7,376.40	6,594.00	8.6%
Extremadura	3,877	590.02	4,467.02	4,198.00	8.3%
Balearic	2,770	1,241.19	4,011.19	2,986.00	7.8%
Madrid	18,742	2,015.62	20,757.62	20,447.00	9.1%
Castille and Leon	8,188	1,178.35	9,366.35	8,987.00	9.8%
TOTAL	134,578	20,493	155,071.50	147,319	9.5%

Source: Ministry of Finance



A flexible tax regime that drives competition and dynamism

The Community of Madrid's policy on regional taxes aims at a flexible tax regime that favours business creation and economic dynamism.

		Community of Madrid	Catalonia	Andalusia	Castile - Leon
Personal income tax	Tariff	18-45%	20-50%	19-47%	18,5-46%
	Exempt minimum	700.000 €	500.000 €	700.000 €	700.000 €
Wealth Tax	Tariff	Bonus of 100%	0,21-2,75%	0,24-3,03%	0,2-2,5%
	Tariff	7,65-34%	7-32%	7,65-26%	7,65-34%
Inheritance and Gift Tax	Inheritance	Reduction - Bonif. -Ded.	Group I y II: 99% Group III: 10-15%	Group I y II: 99%	Group I y II: 99%
		Tariff	7,65-34%	Group I y II: 5-9%	7,65-26%
	Gifts	Reduction - Bonif. -Ded.	Group I y II: 99% Group III: 25%		
		Tariff	7,65-34%		
Tax on property transfers and acts	TPO	Rate	6%	10-11%	7%
	ADJ	Rate	0,75%	1,50%	1,20%

*Note: It should be noted that the tax rates and deductions shown in the following table are of general application. However, the tax regulations establish other deductions with a more residual application.

Source: Tax Agency.

Fiscal measures 2024:

- 1) Tax incentive to attract new foreign investors.
- 2) Deduction for the rental of empty properties.
- 3) Deduction for the increase in the cost of external financing for investment in primary residence due to the rise in interest rates.
- 4) Deduction for change of residence to a municipality at risk of depopulation.
- 5) Tax credit for purchasing a primary residence in municipalities at risk of depopulation.
- 6) Tax relief on transfer tax and stamp duty for the purchase of a primary residence in municipalities at risk of depopulation.



Characteristics:

- ✓ Deduction of 20% of the personal tax liability on the financial investment made (no minimum investment and applicable to all types of assets).

- ✓ Minimum tax deduction of 6 years.

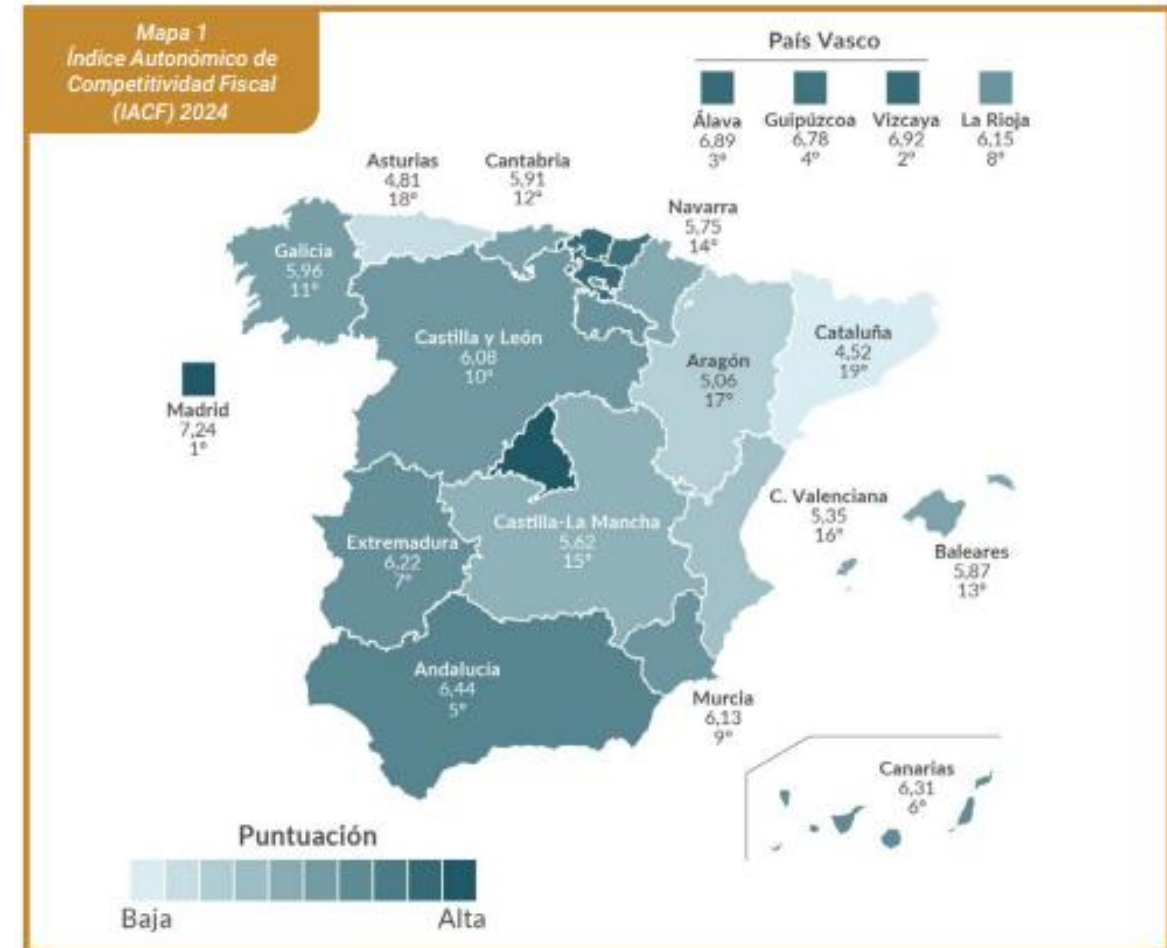
Objectives:

- ✓ Boost savings and investment.
- ✓ Encourage the creation of new companies and support the growth of existing ones.
- ✓ Strengthen Madrid's position as a benchmark for international investment to counteract the negative effects of the creation of the New High Wealth Tax.

The region of Madrid is the region with the highest tax competitiveness index (RTCI)

- ✓ The Autonomous Community Tax Competitiveness Index (IACF) **makes it possible to evaluate, measure and compare the tax system of the different Autonomous Communities**, with the aim of analysing the structure of the tax system in each one of them.
- ✓ The IACF is a **hierarchical index made up of five taxes** (Income, Wealth, Inheritance, Inheritance, Transfer Tax (ITP) and Stamp Duty (ADJ), and the autonomous community taxes) that assesses the specific indicators of each of these taxes.
- ✓ In **2023**, the most fiscally competitive **Autonomous Community** was **Madrid** with a value of **7.24**, leading the index for the fifth consecutive year.

Autonomous Index of Fiscal Competitiveness (IACF 2024)



Economic strengths of the region

- **The Community of Madrid has consolidated its position as national leader during 2022** by remaining the **autonomous community with the greatest weight in Spain's Gross Domestic Product (GDP), accounting for 20%**. The region also has the **highest per capita income, reaching 42,198 euros**.
- Significant **contribution of domestic demand to the region's growth**, focused on household consumption and investment. Moderate inflation growth compared to other regions means that consumers' purchasing power is not excessively eroded, **maintaining a positive outlook for subsequent quarters**.
- **Leadership in the creation of new companies**. A diversified productive structure with a large presence of larger companies.
- The **good relative performance of the labour market**. Madrid has one of the highest percentages in higher education in Spain (40.8%). Moreover, in the third quarter of 2023, the unemployment rate in Madrid was 8.58% (2 percentage points below the Spanish rate).
- **Madrid is the most deregulated and lowest taxed economy in Spain** and the most open to foreign trade and investment.
- Until February 2025, the region has **evolved favourably in terms of the number of commercial companies created, leading the creation of new companies in Spain**.



Community of Madrid: Key sectors



Digital economy

- Madrid is the epicentre of the Spanish digital economy, accounting for 30.7% of the market.
- Digitalisation is already responsible for 24% of regional GDP.
- It leads in start-ups investment, with 2.48 billion euros in 2023.
- Madrid is the 5th European region with the highest number of startups and the 6th most promising hub.



Aeronautics and aerospace

- Madrid is home to 25% of the country's aeronautics and aerospace companies.
- The companies in this sector operating in Madrid produce a turnover of more than 5,200 million, 48% of the national total.



Video games and content industry

- Madrid hosts 28% of the national companies.



Banking, insurance and fintech

- Madrid stands out with the 33% of national activity.



Pharmaceuticals and Biotechnology

- +9.2 billions of turnover, accounting for the 45% of the national total.
- Exports reach 17 billions, 63% of the national total in 2023



Higher education

- 85% of labor market insertion rate compared to 80% in Spain.



Entrepreneurial ecosystem

- Represents more than a quarter part of total R&D expenditure in Spain in 2023.
- Madrid is the second region in Europe with more offices opened by foreigners, only behind London in 2022.



Logistics

- 14% of the road transport surface area in Spain is concentrated in the vicinity of Madrid.
- Represents more than 38 million square metres dedicated to logistics infrastructure.



Design and graphic arts

- Second region by number of companies in this sector (more than 2,500), behind only Catalonia (3,000) in 2022.



Communications and ICT

- Madrid is home to 26,8% of ICTs and communication companies.
- 71,2% of the turnover of the Spanish communications an ICT sector in 2023.



Sustainable mobility

- First major European capital without a single diesel bus.
- Sustainable mobility accounted for 55% of the journeys in Madrid during October 2023.



Competitive advantages

Breakdown of the sectoral weightings of Spanish regions (Year 2023)

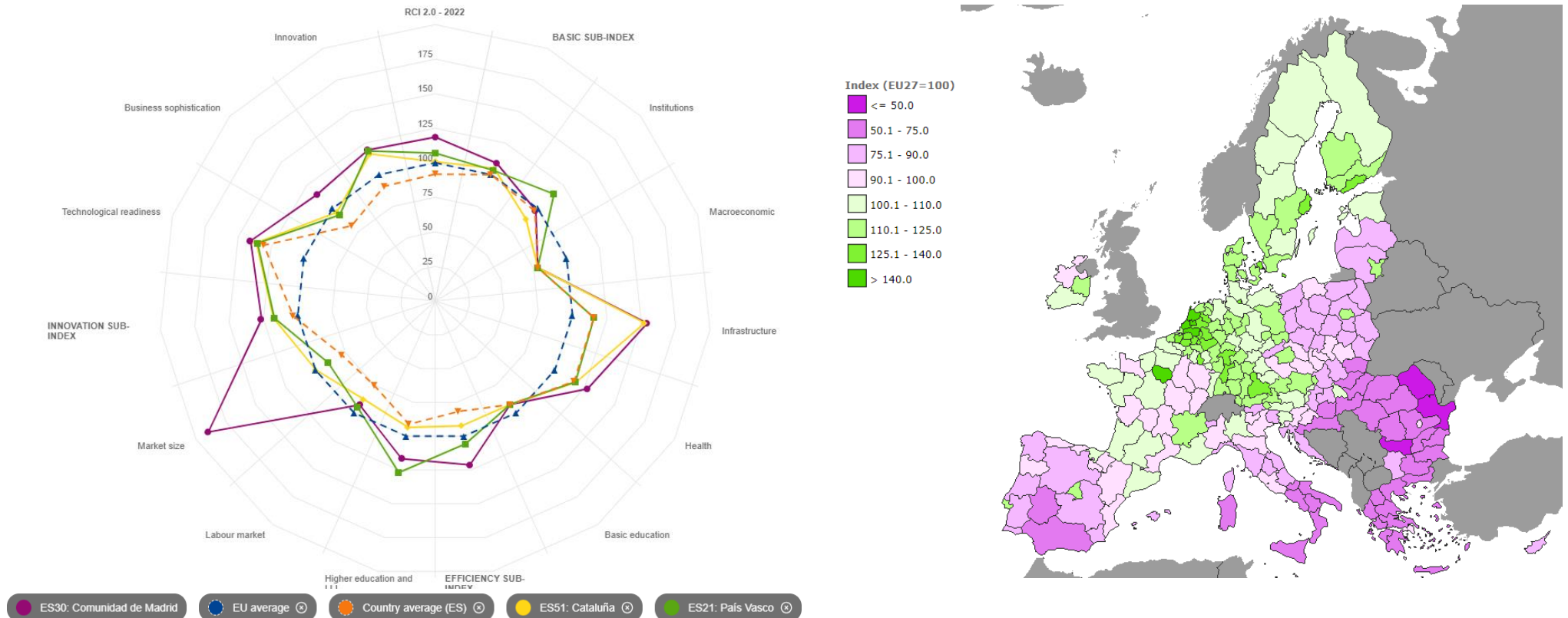
CCAA	Farming	Industry	Construction	Wholesale & Retail commerce. vehicle repairs. hospitality. transport.	Information & Communication activities	Finance & Insurance activities	Real Estate activities	Technical & Scientific activities and auxiliary services	Public Administration. Defense. Social Security. Education. Healthcare and Social Services	Art. Culture and Entertainment. activities.	Total Services
Andalusia	5,5%	9,8%	6,2%	23,0%	2,8%	3,2%	14,1%	8,7%	21,3%	5,4%	84,7%
Aragon	5,0%	22,3%	5,3%	20,9%	2,7%	3,4%	10,6%	7,3%	18,2%	4,4%	72,7%
Asturias	1,2%	17,7%	6,2%	22,0%	3,2%	3,5%	14,4%	8,1%	19,3%	4,4%	81,1%
Balearic	0,4%	4,6%	7,7%	36,9%	2,4%	2,9%	16,2%	10,4%	13,1%	5,5%	95,0%
C. Valenciana	2,0%	16,4%	6,3%	24,2%	2,8%	3,3%	13,8%	9,0%	17,1%	5,2%	81,6%
Canary Islands	1,3%	5,0%	5,5%	33,3%	2,7%	2,7%	13,8%	9,3%	20,6%	5,8%	93,6%
Cantabria	1,0%	20,2%	6,2%	21,2%	2,4%	3,0%	14,7%	7,5%	19,0%	4,9%	78,8%
Castille la Mancha	7,2%	21,7%	6,4%	19,2%	1,8%	3,2%	10,7%	5,5%	19,8%	4,4%	71,1%
Castille and Leon	3,9%	21,3%	5,6%	20,0%	2,0%	3,3%	11,1%	7,1%	21,3%	4,3%	74,8%
Catalonia	0,8%	17,9%	4,6%	24,6%	4,5%	3,4%	13,5%	12,1%	14,0%	4,6%	81,4%
Extremadura	6,3%	15,5%	7,2%	18,1%	1,9%	3,4%	9,9%	6,4%	26,2%	5,2%	78,2%
Galicia	4,6%	18,2%	6,2%	23,3%	2,8%	3,1%	10,8%	8,1%	18,6%	4,3%	77,2%
Community of Madrid	0,1%	7,7%	4,3%	22,7%	11,4%	5,4%	11,0%	18,7%	13,6%	5,3%	92,2%
Murcia	4,3%	18,7%	5,7%	23,9%	2,1%	2,8%	10,1%	8,1%	19,9%	4,5%	77,0%
Navarre	3,1%	29,1%	5,2%	19,6%	1,9%	2,8%	9,0%	7,5%	16,8%	4,9%	67,8%
Basque Country	0,5%	22,1%	5,6%	21,7%	3,2%	3,2%	11,3%	9,8%	17,6%	4,9%	77,4%
Rioja	5,4%	24,2%	5,2%	20,8%	1,8%	2,9%	10,9%	6,5%	18,4%	3,7%	70,3%
Spain	2,3%	14,2%	5,3%	25,9%	4,6%	3,4%	12,0%	10,8%	16,7%	4,8%	83,5%

- ✓ Higher than average exposure to the **services sector** (92,2%), a dynamic and highly competitive sector that allows it to be at the forefront of technological developments and productivity.
- ✓ Less weight than average in **construction**; a very labor-intensive sector and very sensitive in terms of unemployment rates in recessions and stress scenarios.
- ✓ Leader among other regions in activities with great potential for development and growth: **information, communications, finance, IT, scientific activities, etc.**

Competitive advantages

- The Community of Madrid recorded a **competitiveness index** in 2022 (corrected in March 2023) **higher than not only Spain but also some EU countries such as France, Italy and Portugal.**
- It is also the **most attractive Spanish region to live and work in**, followed by the Basque Country and Catalonia.
- The Community of Madrid is the **European region with the best public health indicators.**

EU Regional Competitiveness Index (2022)





II. FUNDING PROFILE AND STRATEGY



Normative protection of Debt payment

The Comunidad de Madrid's debt is included in the scope of State debt

- *Article 135 of the Constitution states ...*
- *"Loans to meet payment on the interest and capital of the State's Public Debt shall always be deemed to be included in budget expenditure and may not be subject to amendment or modification as long as they conform to the terms of issue."*

In terms of Organic Law

Article 14.5 of the Law on Financing of the Autonomous Communities states:

"The public debt of the autonomous communities and the securities of an equivalent nature issued by them shall be subject, to the same rules and shall enjoy the same benefits and conditions as the Public Debt of the State" .

Article 14 of the Organic Law 2/2012 of 27 April on Budgetary Stability and Financial Sustainability provides:

"The payment of interest and principal on the debt of public administrations shall have absolute priority over any other expenses"

In practice, the Spanish Government has provided financial support to regions that have experienced budgetary difficulties or access to the financial market

- ✓ *Since 2012 the Treasury has implemented mechanisms such as the FLA (Autonomous Liquidity Fund) and FFPP (Payment Provider Fund) to provide liquidity to the regional governments and local authorities to enable them to cope with their payment obligations (Royal Decree-Law 17/2014). Ultimately, the Government of Spain is the ultimate guarantor of debt amortization.*

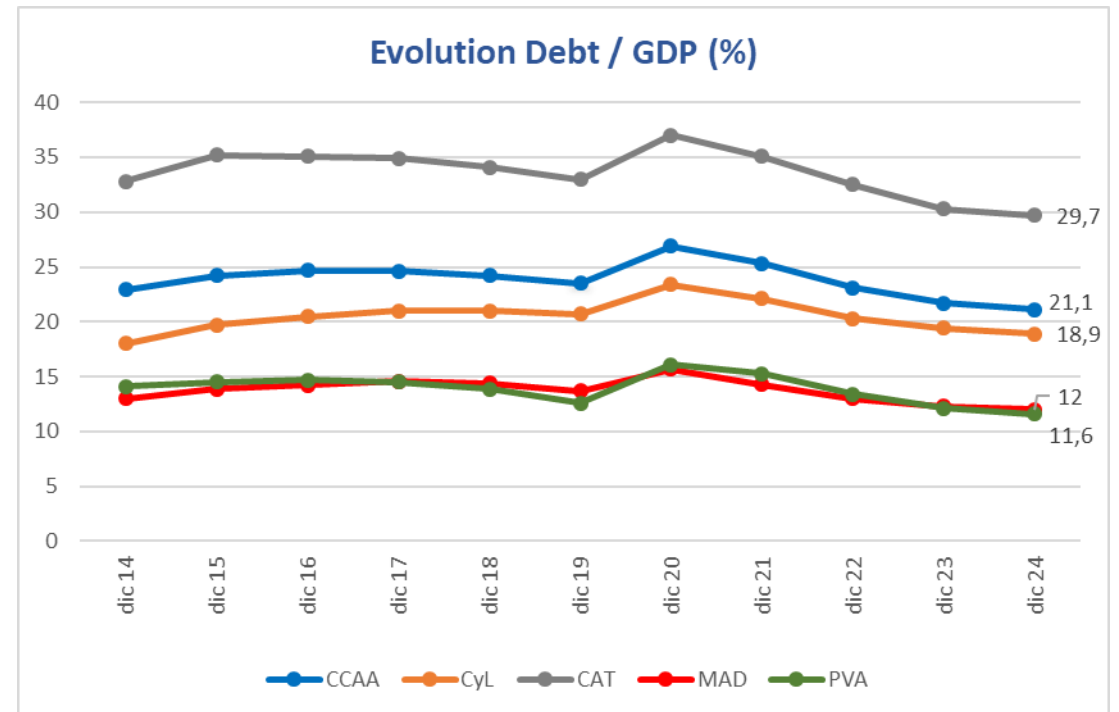


Debt ratios of the Comunidad de Madrid

The Comunidad de Madrid has strong credit fundamentals, putting it in a very favourable starting position to face the current economic and health crisis.

These debt ratios mean that the Community's cost of financing is very favourable. As a result, the Community has opted for **greater financial autonomy** (similar to the strategy of the Foral Regions), having repaid early in 2020 all the outstanding capital concentrated in the FFCA (unlike other regions where more than 80% of its debt is state-funded).

CCAA	2024 4Q	
	Debt (€ mill.)	Debt/GDP (%)
Comunidad Foral de Navarra	2.745.479	10,3
Canarias	6.569.448	11,4
País Vasco	10.841.911	11,6
Comunidad de Madrid	37.260.300	12,0
Principado de Asturias	4.065.659	13,5
Galicia	11.935.565	14,5
La Rioja	1.634.487	14,5
Cantabria	3.234.389	18,1
Illes Balears	8.426.455	18,8
Castilla y León	14.239.080	18,9
Aragón	9.402.406	19,0
Andalucía	40.529.099	19,1
Extremadura	5.551.593	21,0
Castilla-La Mancha	16.655.742	29,1
Cataluña	89.035.422	29,7
Región de Murcia	13.518.442	31,5
Comunitat Valenciana	60.331.973	40,7
National Average	335.977.451	21,1



Source: Bank of Spain

Gross Financing Needs 2025

2,832MM

- Refinancing of long-term debt redemptions in 2025

55 MM

- Negative settlement 120 monthly payments (DA 36th, Law 2/2012, 29 june)

316 MM

- Déficit 2025 (0.1 % Regional GDP)

1 MM

- Agencia Vivienda Social, (Lt) debt

439 MM

First Tranche Deficit 2024 pending financing

TOTAL AUTHORIZED FUNDING NEEDS 2025: 3,326 MM

TOTAL ISSUED 2024: 4,389 MM



2025 Debt Strategy

1. Initial Funding needs: EUR 2,887 bn.
2. First tranche Deficit 2024 pending financing: 439M
3. EUR Benchmarks transactions.
4. Preference for medium and long maturities.
5. Smooth the maturity profile towards longer term financing.
6. Promote Sustainable Finance:
 - Capacity to issue bonds and loans.
 - Public and private deals.
 - In compliance with the GBP and SBP and aligned with the SDG.



Rating and debt ratios

	Moody's	S&P	DBRS	FITCH	SCOPE
Current Rating	Baa1	A	A (high)	A-	A
Outlook	Positive	Stable	Stable	Positive	Stable
Date	04 Apr. 25	26 Jul. 24	13 Dec. 24	25 Apr.25	7 Mar. 25

	Comunidad de Madrid				National Total			
	2021	2022	2023	2024 4Q	2021	2022	2023	2024 4Q
Debt/GDP (%)	14.3	13.0	12.2	12.0	25.3	23.1	21.7	21.1
Debt	34,410	34,824	35,880	37,260	312,611	317,093	325,242	335,977

	Comunidad de Madrid				Spanish Treasury			
	2021	2022	2023	2024 4Q	2021	2022	2023	2024 4Q
Debt Average Cost (%)	1.86	2.09	2.27	2.27	1.64	1.73	2.09	2.21

LCR (Liquidity Coverage Requirement): NIVEL 1 EUROCLEAR.ECB
0% risk weighted.

Minimum risk applicable in accordance with European Prudential Regulations

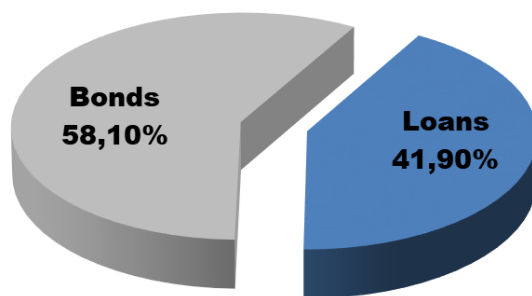
The average cost of Comunidad de Madrid is 2,35 % (April 2025)

Source: Comunidad de Madrid, INE and Bank of Spain
 Considering rights and obligations
 *Cost: Spanish Treasury

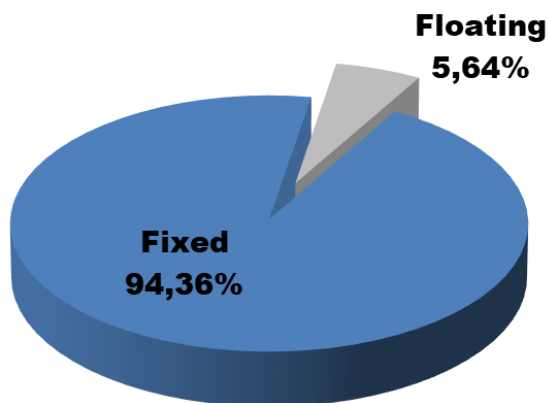


The main characteristics of the debt

Distribution bonds/loans



Distribution fixed/variable



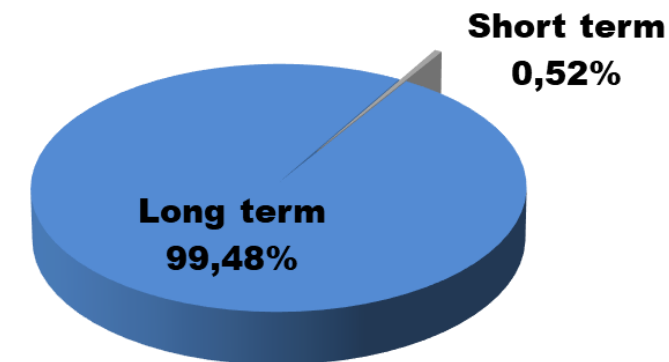
Loans	
Type	%
Public entities	20,01%
Private entities	79,99%
Total % Loans	41,90

Bonds	
Type	%
Euro	100.00
Foreign currency	0.00
Total % Bonds	58,10

Currency distribution



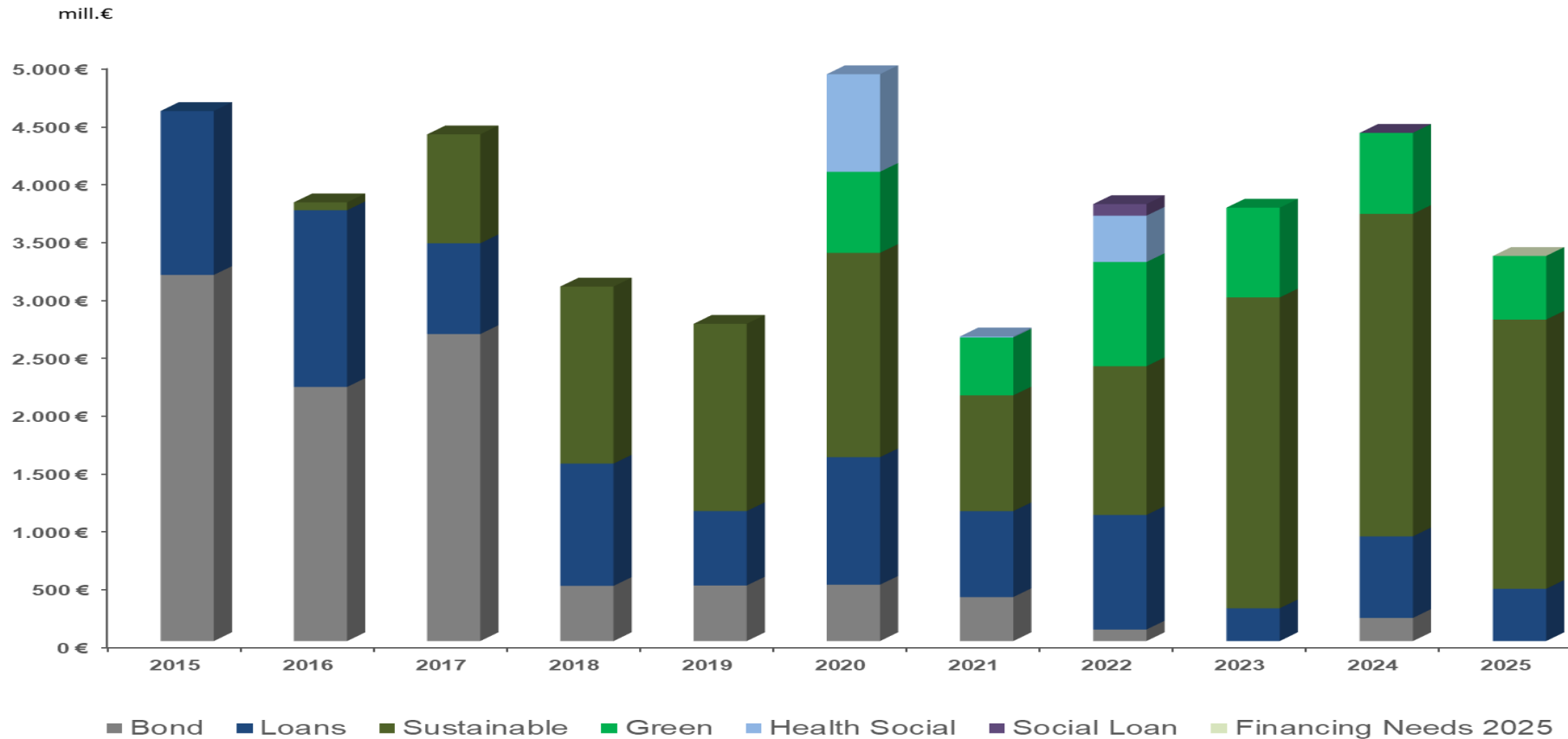
Maturity Distribution



A commitment to fixed-rate issuances is a strength:

- Reducing risks.
- Reducing volatility when making payments.

Funding Activity

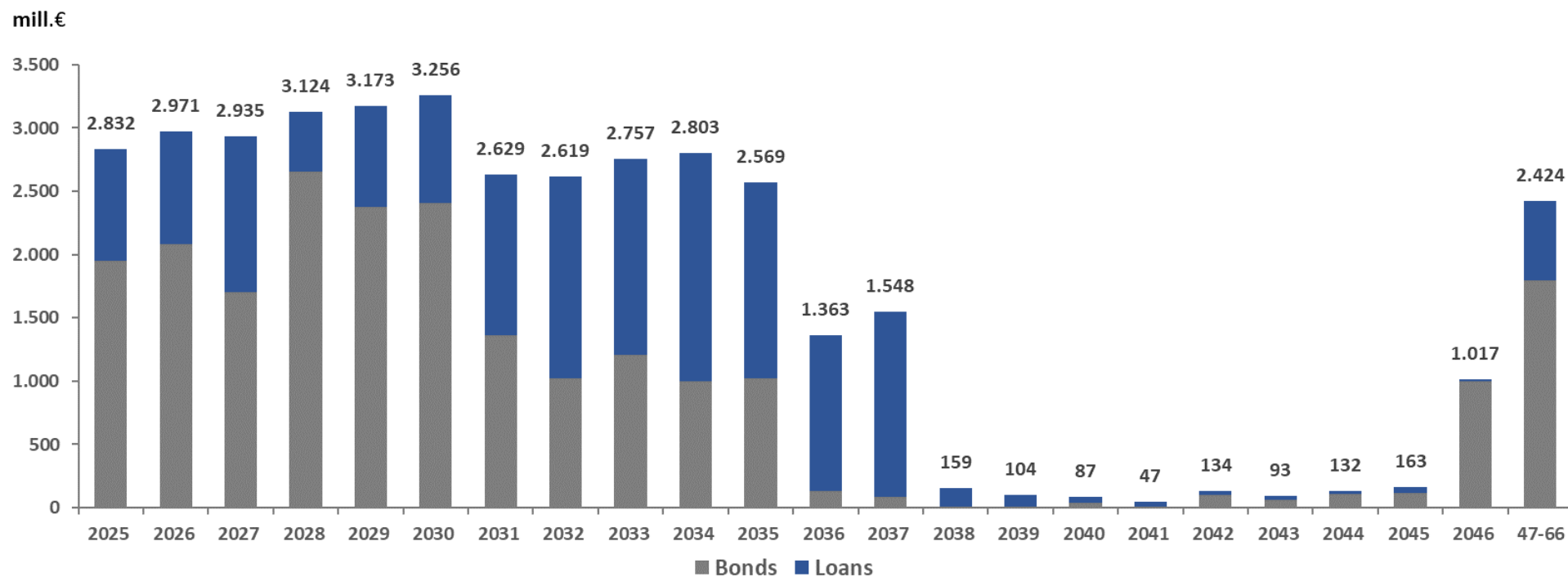


Madrid, regular player in Capital Markets.

Source: Comunidad de Madrid



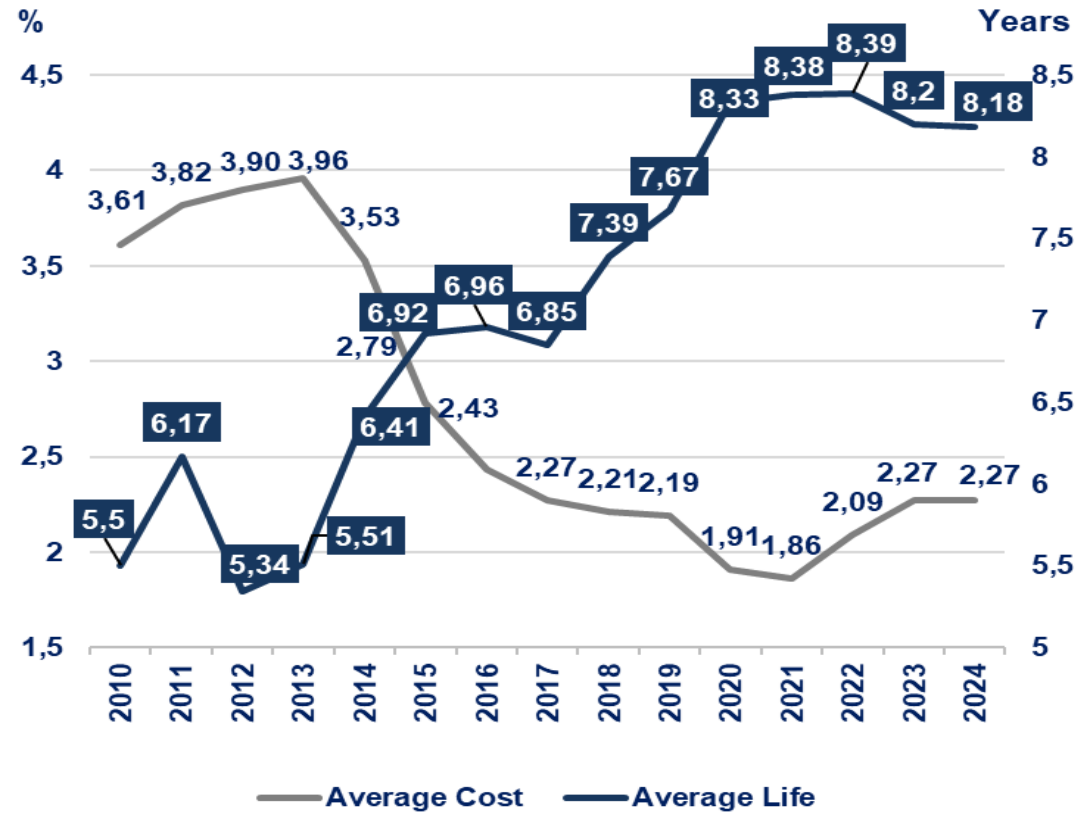
Maturities profile



Source: Comunidad de Madrid



Average cost and life



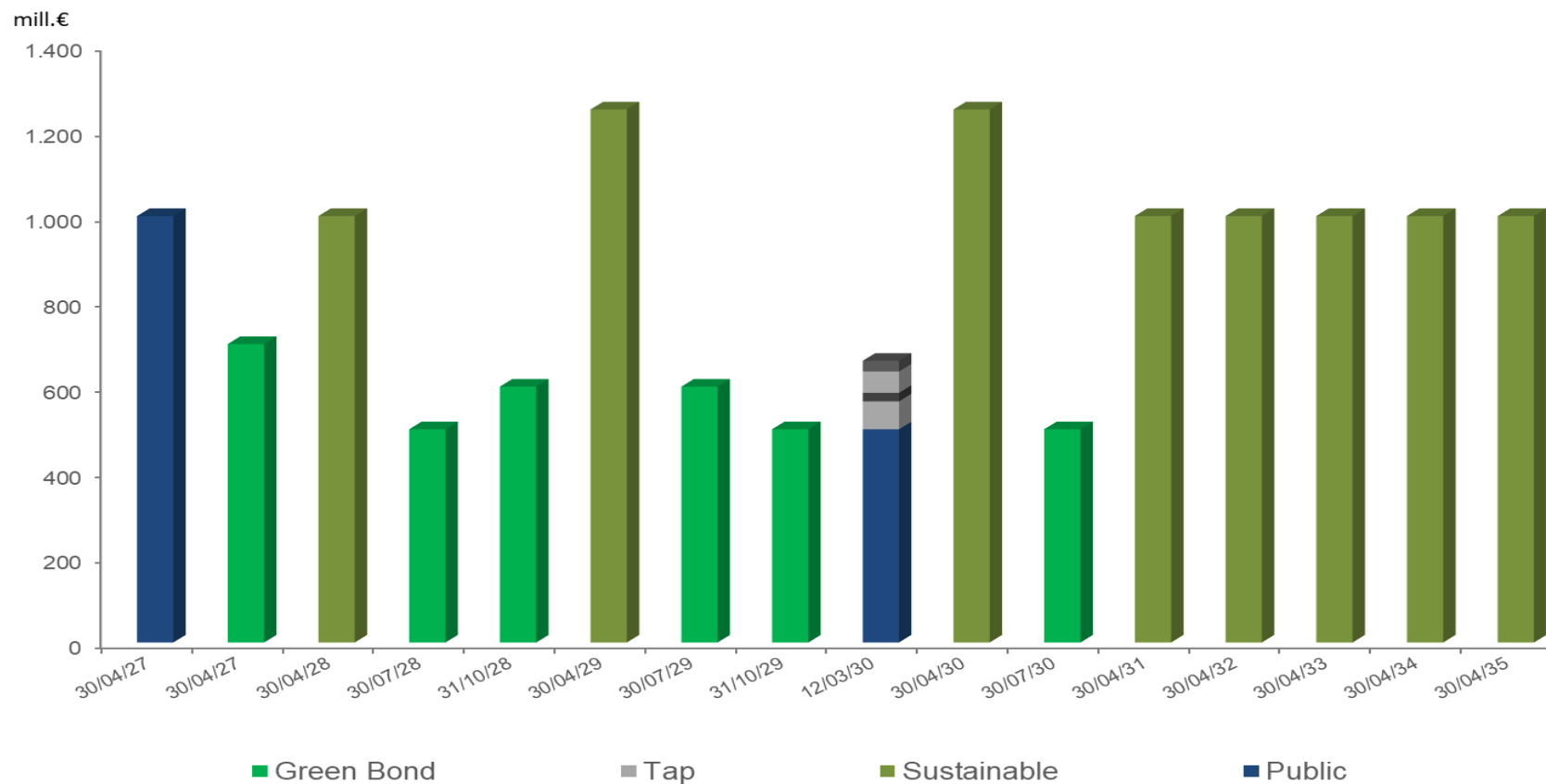
Average maturity of debt
(April 2025)

- Community of Madrid: 8,04 years.
- Spanish Treasury: 7,85 years.

Source: Comunidad de Madrid



Comunidad de Madrid: Benchmark Transactions



Common features of these operations:

- Extraordinary investor's response.
- Outstanding quality of the orderbook: Demand driven by real money investors.
- High international support, very well diversified in geographical terms.



Deals Breakdown

	Amount	Tenors	Average Maturity
2025			
Loans	1,826,360,000	8-20	11.84
Public Benchmark (Sustainable)	1,000,000,000		10.21
Public Benchmark (Green)	500,000,000		5.13
	3,326,360,000	5-20	10.34
2024			
Loans	2,544,310,000	3-25	10.87
Public Benchmark (Sustainable)	1,000,000,000		10.16
Public Benchmark (Green)	600,000,000		5.16
Tap	200,000,000	22	22.06
Private Placements	45.000.000,00	8-11	9.57
	4,389,310,000	3-22	10.42
2023			
Loans	2,143,000,000	8-13	10.39
Public Benchmark (Sustainable)	1,000,000,000		10.18
Public Benchmark (Green)	600,000,000		5.34
	3,743,000,000	5-13	9.52
2022			
Loans	2,174,000,000	5-30	11.17
Private Placements	100,000,000	20	20.00
Public Benchmark (Sustainable)	1,000,000,000		10.05
Public Benchmark (Green)	500,000,000		7.05

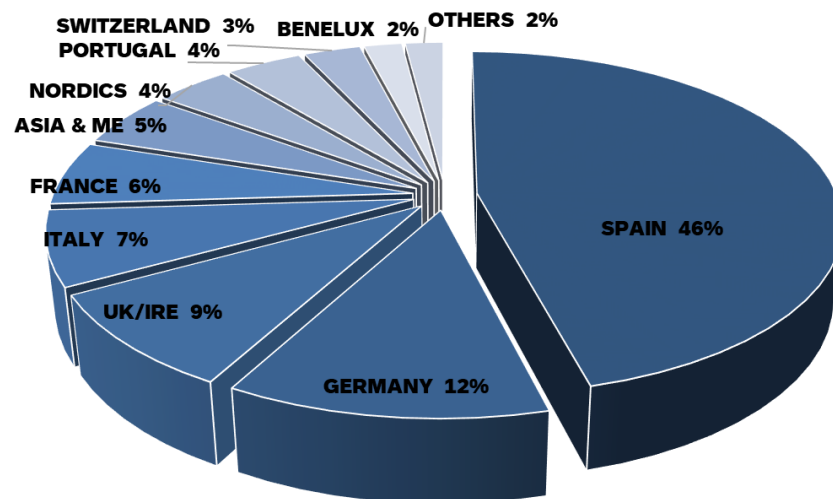
Source: Comunidad de Madrid



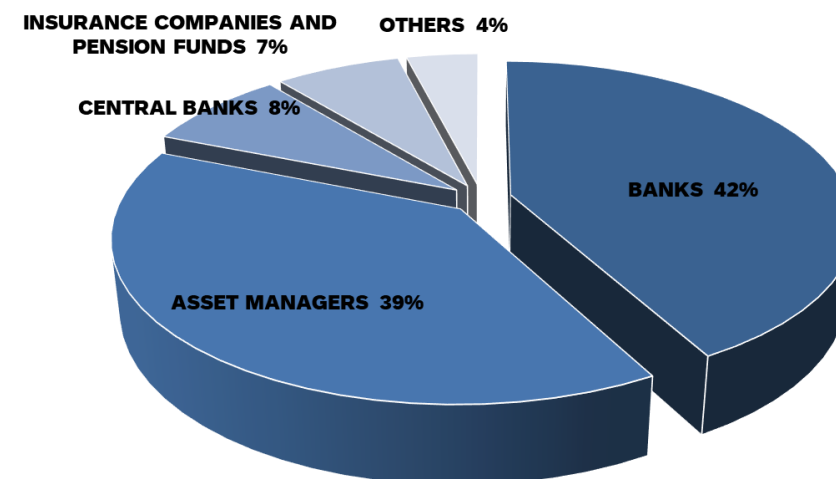
€1bn 3.137% due 30th April 2035

9^o Sustainable Public Deal

BY REGIONS



BY INVESTOR TYPE



TOTAL AMOUNT 1,000,000,000 €

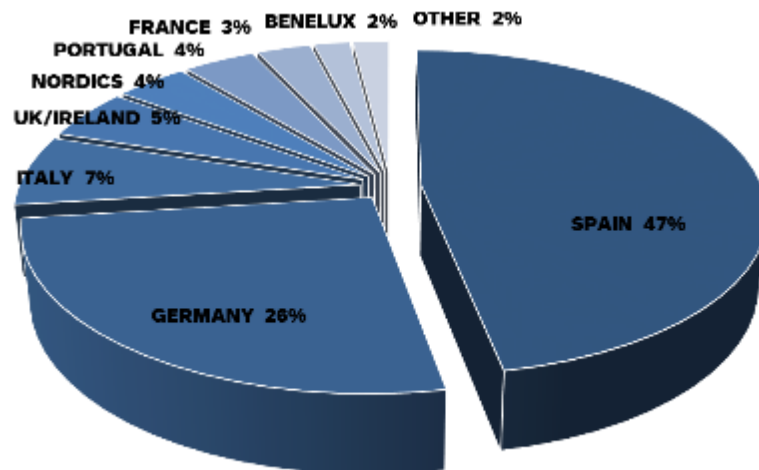
- First public benchmark issued by Comunidad de Madrid in 2025.
- 54% placed outside Spain.
- 6 oversubscribed book with over 150 investors involved



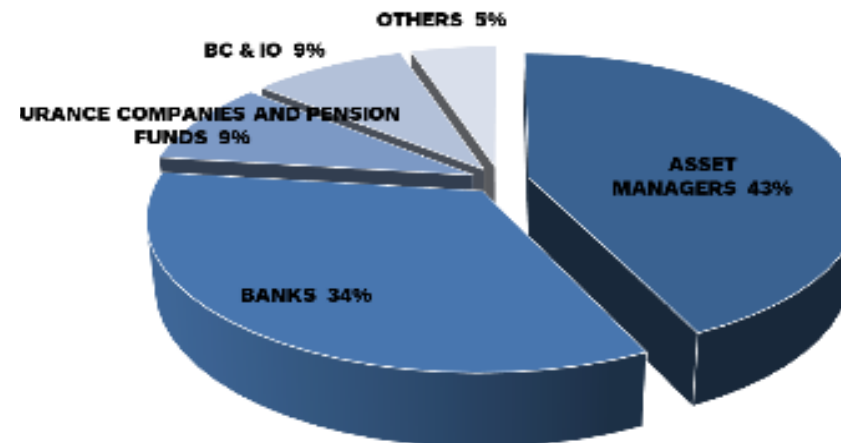
€1bn 3.462% due 30th April 2034

8^o Sustainable Public Deal

BY REGIONS



BY INVESTOR TYPE



TOTAL AMOUNT 1,000,000,000 €

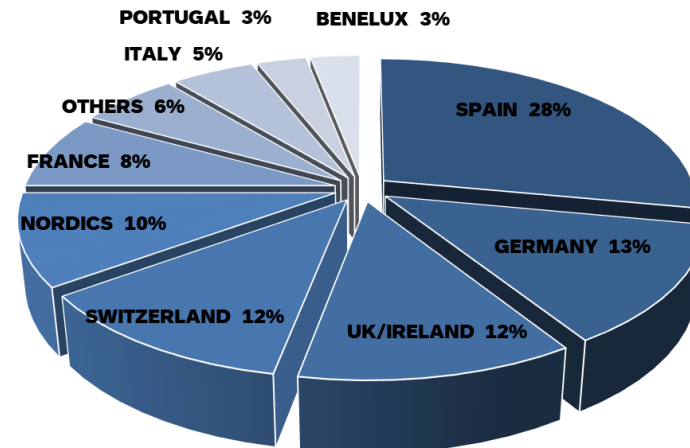
- First public benchmark issued by Comunidad de Madrid in 2024.
- 53% placed outside Spain.
- 4,2 oversubscribed book with over 125 investors involved



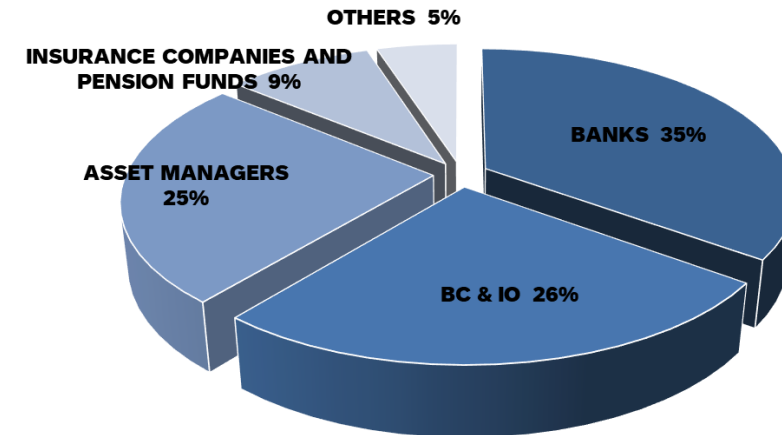
€600 bn 3.173% due 30 July 2029

5^o Green Public Deal

BY REGIONS



BY INVESTOR TYPE



TOTAL AMOUNT 600,000,000 €

- The transaction is the fifth green bond since 2020
- Strong interest from investors (final orderbook 3bn from 120 investors)
- International demand took around 72% of transaction
- This transaction is one of the few in Europe to be fully aligned with the EU Green Taxonomy, and consolidates Madrid's leading position as ESG bond issuer.

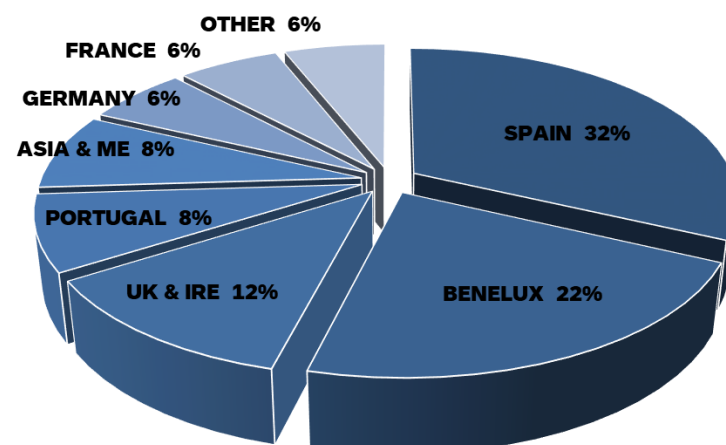
Source: Comunidad de Madrid



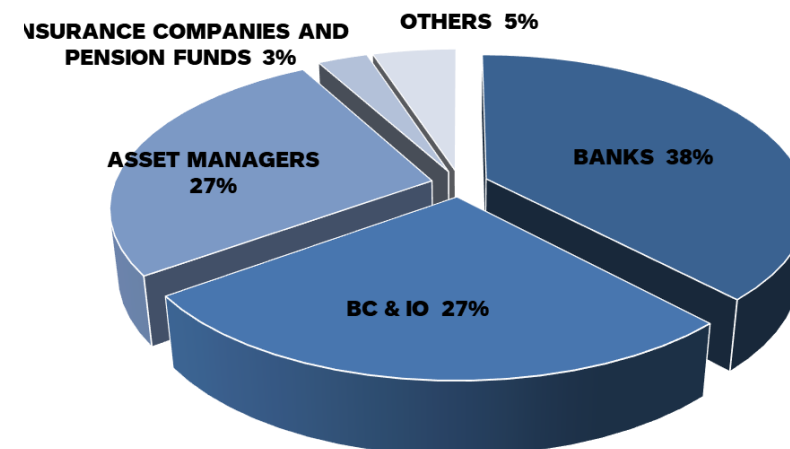
€500 bn 2.487% due 30 July 2030

6^o Green Public Deal

BY REGIONS



BY INVESTOR TYPE



TOTAL AMOUNT 500,000,000 €

- This transaction represents the sixth Green syndicated benchmark transaction, and it constitutes the first EU-GBS aligned Green Bond from European Sub-Sovereign Issuer.
- International demand took around 68% of transaction.
- The transaction was met with strong investor demand with a final orderbook in excess of 2.4bn.

Source: Comunidad de Madrid



2025 Notes Issuance Program Operations

Operation	Amount € mill	Settlement Date	Maturity Date
Notes	25,000,000	01/14/2025	07/04/2025
Notes	20,000,000	02/07/2025	08/08/2025
Notes	25,000,000	02/12/2025	08/12/2025
Notes	30,000,000	04/28/2025	09/25/2025
Notes	20,000,000	04/28/2025	10/30/2025
Notes	30,000,000	04/28/2025	12/23/2025
Total	150,000,000		

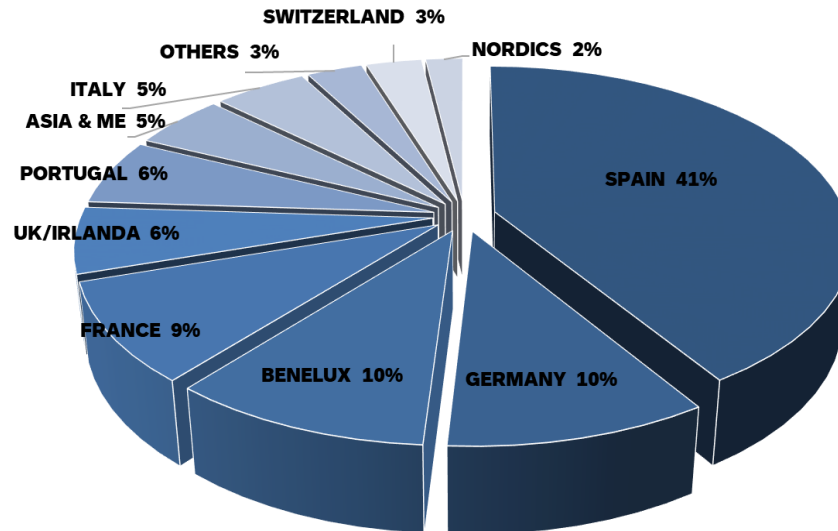
- The total Note Issuance Program amounts to €1 bn.
- The registered amount of the Note Issuance Programa in AIAF is €250 million
- The outstanding amount of the registered Note Issuance Program is €100 million.



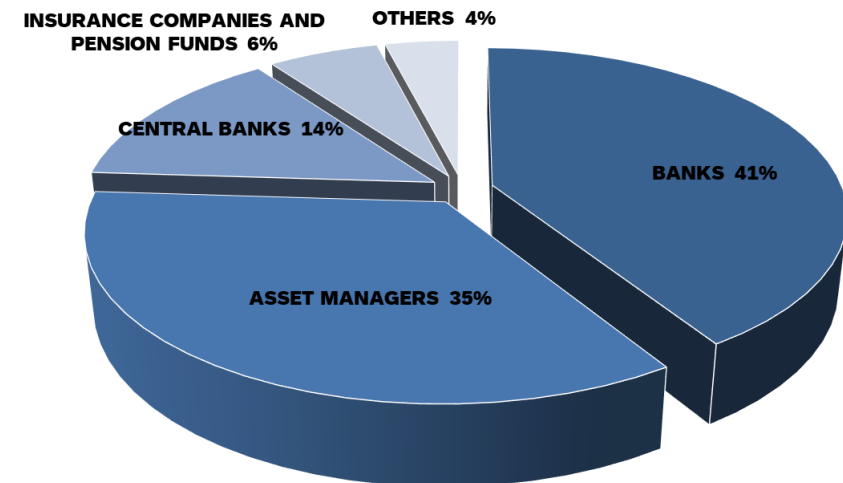
2025 Bond Profile

BOND TRANSACTIONS

BY REGIONS



BY INVESTOR TYPE



AMOUNT ISSUED 1,500,000,000 €

Source: Comunidad de Madrid





SUSTAINABLE AND GREEN FINANCING





SUSTAINABLE FINANCING



TABLE OF CONTENTS

I. Approach to Sustainability

II. Sustainable Finance 2024 - Impact Report





I. APPROACH TO SUSTAINABILITY



Sustainability Mandate of the Community of Madrid

Comunidad de Madrid has a **clear social and environmental mandate** to meet the needs of its citizens. **Fostering inclusive growth** is core for the Region, and so it is committed to integrate sustainable development and social responsibility in all its activities while playing a key role to promote sustainable initiatives on the territory.

Social expenditures include several programs such as the financing of public policies related to **public health, education, social services, employment promotion, public transportation, and subsidized housing**. Comunidad de Madrid's expenditure on social programs aim to strengthen Madrid's socio-economic recovery and improve social cohesion, thanks to the development of public services that benefit all the citizens and the implementation of programs to promote employment through investment of small businesses.

Strategy for Social Inclusion 2016/2021, within the framework of the Europe 2020 Strategy, which seeks to eradicate severe poverty from the region



Contribution to the UN SDGs

Comunidad de Madrid is committed to the implementation of the 2030 Agenda for Sustainable Development. In order to implement concrete actions, the project “Madrid is Action” has been established



- Affordable Housing (Target 1.4)
- Social Inclusion (Target 1.1 and 1.B)



- Healthcare (Target 3.8)



- Education (Target 4.1, 4.2, 4.4, 4.A)



- Social Inclusion - Fight against gender violence and promotion of equal opportunities (Target 5.1 & 5.2)



- Social Inclusion (8.6)
- SMEs financing (8.3, 8.6)



- Affordable Housing (11.1)
- Clean and Sustainable Transportation (11.2)



- Climate Change Policies (13.2, 13.3)



- Environmental conservation and biodiversity (15.1, 15.2)



II. SUSTAINABLE FINANCE 2024 - IMPACT REPORT



Rationale for Sustainable Financing



Community of Madrid' Sustainability Mandate

- Comunidad de Madrid devotes a substantial portion of its budget to social and environmental spending
- Via the issuance of sustainable debt, Community of Madrid contributes to its social and environmental policies and actions
- Alignment of the funding strategy with the sustainability strategy

Addressing the social and environmental transition

- By issuing Sustainable Finance Instruments, Community of Madrid contributes to global, EU and national social and environmental objectives
- Contribution to the achievement of UN Sustainable Development Goals (SDGs)
- Achievement of sustainable growth for Community of Madrid's citizens

Supporting the growth of a sustainable financial market

- Address the increasing demand for more sustainable assets by responsible investors
- Diversify its investor base targeting SRI and dark green investors, while fostering the relationship with existing investors
- Contribution to the development of a sustainable financial market

Comunidad de Madrid believes that Sustainable Finance Instruments are effective tools to channel investments to projects demonstrating climate and social benefits



Sustainable Finance Framework

Alignment with the Standards

The Sustainable Finance Framework of the Community of Madrid complies with:

- ICMA Green Bond Principles, Social Bond Principles, Sustainability Bond Guidelines
- LMA Green Loan Principles



Community of Madrid Framework's pillars

1

Use of Proceeds

- Sustainable Finance Instruments' proceeds will be allocated to eligible expenditures with a clear social and/or environmental benefit within the General Budget

2

Project Evaluation and Selection

- Carried out by the Committee of Selection, Monitoring and Evaluation that meets before the issuance of a Sustainable Finance Instrument, in accordance with the Eligibility and the Exclusionary Criteria

3

Management of Proceeds

- Sustainable Finance Instruments' proceeds will be managed in a portfolio approach

4

Reporting

- Allocation and Impact reporting provided annually until full allocation of the Sustainable Finance Instruments' proceeds

5

External Review

- Second Party Opinion (SPO) from Sustainalytics. Community of Madrid might hire an external party to audit the allocation of proceeds

Under the Green Finance Framework, Community of Madrid can issue Sustainable Finance Instruments which include Green, Social, Sustainability bonds, private placements and loans

Source: Comunidad de Madrid



Second Party Opinion by Sustainalytics¹

Use of Proceeds

- By financing social housing, CdM **directly supports Spain's State Housing Plan**
- Comunidad de Madrid's finances **public education for all**, and allocates resources to guarantee access to education for **students in disadvantaged situations**
- The financing of the healthcare programme will facilitate **the ongoing provision of quality healthcare services to the local population**
- Comunidad de Madrid **supports social cohesion and inclusion, protection of children and women, and care for the elderly and incapacitated** via its measures and policies
- The support provided to Madrid's SMEs, will **strengthen the competitiveness of SMEs and leading to the creation and preservation of jobs**, and **promote the integration of vulnerable people**
- Financing **low carbon transportation and reduction of global CO2 emissions** are considered an impactful use of proceeds

Project Evaluation and Selection

In line with market practice

Management of Proceeds

In line with market practice

Reporting

In line with market practice



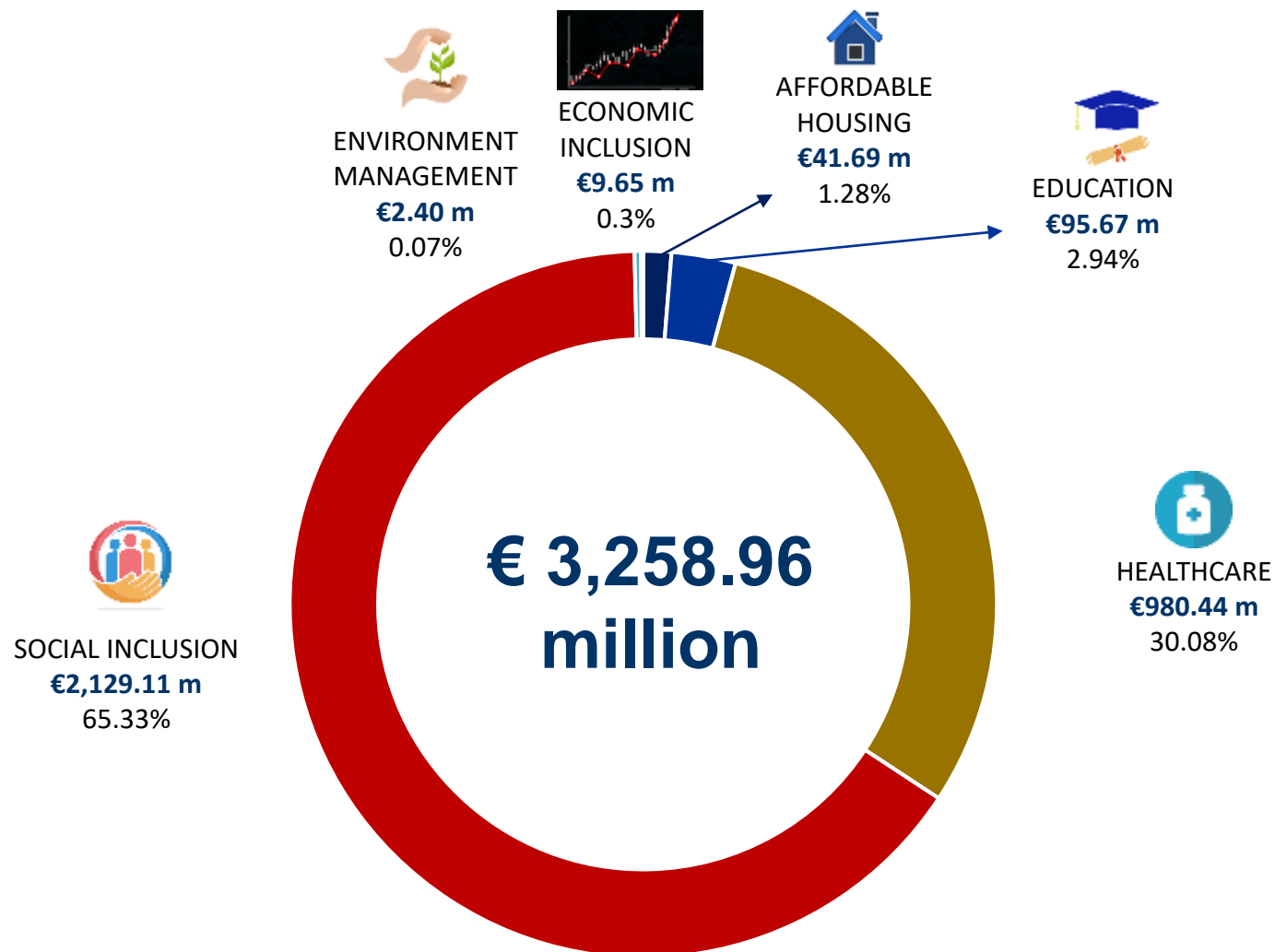
Sustainalytics is of the opinion that the Comunidad de Madrid Sustainable Finance Framework is credible and impactful, and aligns with the Green and Social Bond Principles and Green Loan Principles 2018

Source Comunidad de Madrid









¹The full Second Party Opinion is available at: <http://www.comunidad.madrid/inversion/relacion-inversores/deuda-sostenible>

2024 Eligible Portfolio – Budgetary Programs

AMOUNT OF THE RESPONSIBLE EXECUTED PORTFOLIO



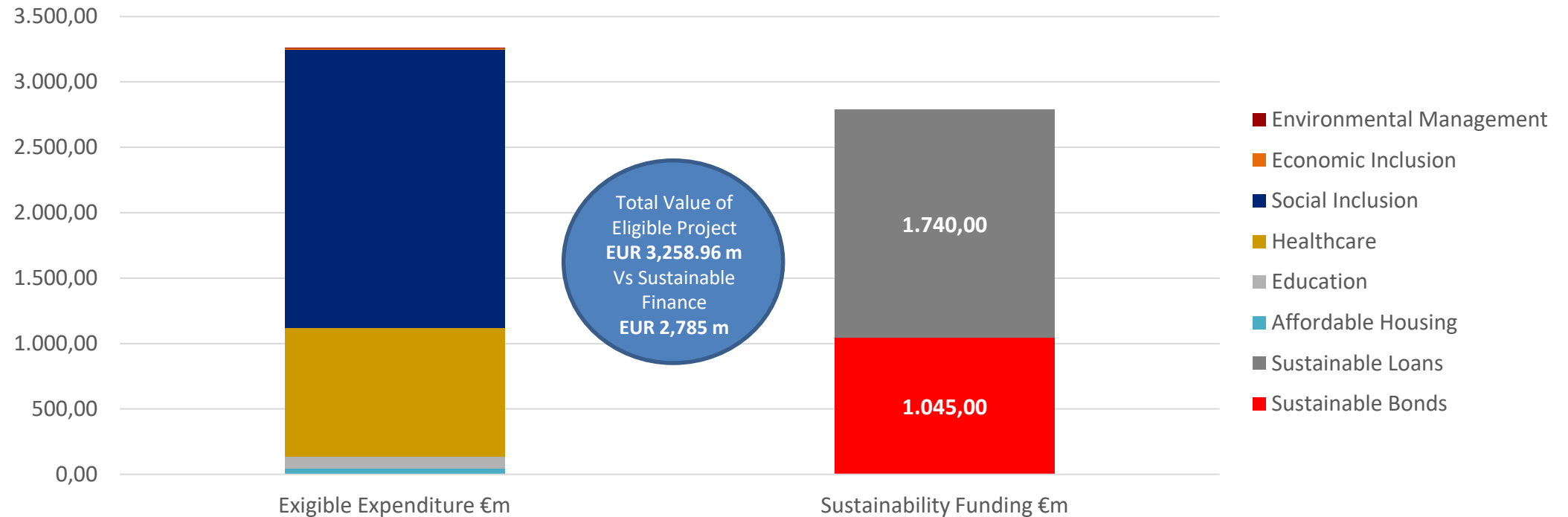
2024 Eligible Portfolio – Budgetary Programs

Eligible categories	Program Description	Program in the General Budget	Amount in € million (budgeted 2024)	UN SDGs
Affordable Housing	<ul style="list-style-type: none"> Provision of affordable housing and shelter to disadvantaged populations 	261B	470.85	
Education	<ul style="list-style-type: none"> Provision of education to the youth (including disadvantaged groups) and support of public schools and universities 	232A / 322A, B, C, F / 323M / 324M	2,955.62	
Healthcare	<ul style="list-style-type: none"> Support to Madrid's Public Healthcare System and financing of high impact medicines against rare diseases 	312A, 313B	3,813.17	
Social Inclusion	<ul style="list-style-type: none"> Fight against gender violence and promotion of equal opportunities Integration, education and employment programmes and financial assistance to vulnerable groups at risk of social exclusion Universal accessibility to the public transportation system (reduced price ticket) Provision of goods and services to the elderly and the mentally and/or physically disabled 	231A,B,C,D,E,F,I/ 232A, B, E / 241A, M/ 261B / 322A,B,F / 323M / 324 M / 422B/ 431A/ 433A/ 453N / 463A /	2,618.50	 
Economic Inclusion	<ul style="list-style-type: none"> SMEs financing Employment promotion and advancement, including people with distance to labour market 	463A / 466A	547.94	 
Environmental Management	<ul style="list-style-type: none"> Environmental conservation and biodiversity 	422B / 453N / 456A,N	797.97	

Source: Comunidad de Madrid



Reporting Framework example: Sustainability Financing: Allocation Reporting 2024



% of Eligible Sustainable Project Portfolio allocated: 85.5%

% Sustainable net proceeds allocated: 100%

Source: Comunidad de Madrid



Sustainability Financing Impact KPIs

Project category		Target population	Allocation information			Impact indicators			
Eligible Project Category	SDG Addressed	Target Group <i>(if applicable)</i>	Executed amount	Allocated to sustainable financing (amount)	Share of Total Budget Financing	Number of beneficiaries		Other impact indicators	
			mEUR		%	Number	Unit of measure	Additional Indicators	number / unit of measure
Affordable Housing	Goal 1: No Poverty Goal 11: Sustainable Cities and Communities	Disadvantaged and underserved groups	41,686,300.49	41,686,300.49	1.50%	76	Families with social housing	Number of social housing units acquired	144
								Number of mortgages granted	2,277
Education	Goal 4: Quality education	Youth, disadvantaged groups	95,674,408.83	95,674,408.83	3.44%	523,646	Number of vulnerable students	Number of students with academic reinforcement	32,834
								Number of scholarships professional training higher degree	10,752
								Number of public schools (0-18 years)	1,466
Healthcare	Goal 3: Good Health and Well-being	Citizens (including disadvantaged and underserved groups)	980,439,250.96	980,439,250.96	35.20%	872	Number of people with a rare disease being provided access to services and adequate medication	Number of people treatment medication high impact	65,862
Social inclusion	Goal 1: No Poverty SDG 5: Gender equality	Disadvantaged and underserved groups	2,129,109,613.17	1,655,151,262.87	59.43%	1,574,778	Number of individuals or families benefiting from social benefits	Number of individuals or families benefiting of social minimum income	1,416
								Number of victims of gender violence supported	2,638
								Number of subsidized trips	671 millions
Economic inclusion	Goal 4: Quality education Goal 8: Decent work and economic growth	SMEs and long-term unemployed	9,650,933.71	9,650,933.71	0.35%	235	Number of SMEs that received support	Number of projects that received subsidies	171
Environmental management	Goal 13: Climate Action		2,397,843.14	2,397,843.14	0.09%			Number of annual data for air quality parameters	1,405,740
								Number of annual data meteorological parameters	1,688,003
								Number of environmental education centers	12
Total			3,258,958,350.30	2,785,000,000.00	100.0%	2,099,607			



Sustainability Bond Impact KPIs

Project category		Target population	Allocation information			Impact indicators			
Eligible Project Category	SDG Addressed	Target Group <i>(if applicable)</i>	Executed amount	Allocated to sustainable bond (amount)	Share of Total Budget Financing	Number of beneficiaries		Other impact indicators	
			mEUR		%	Number	Unit of measure	Additional Indicators	number / unit of measure
Affordable Housing	Goal 1: No Poverty Goal 11: Sustainable Cities and Communities	Disadvantaged and underserved groups	41,686,300.49	15,641,717.78	1.50%	29	Families with social housing	Number of social housing units acquired	54
								Number of mortgages granted	854
Education	Goal 4: Quality education	Youth, disadvantaged groups	95,674,408.83	35,899,374.23	3.44%	196,485	Number of vulnerable students	Number of students with academic reinforcement	12,320
								Number of scholarships professional training higher degree	4,034
								Number of public schools (0-18 years)	550
Healthcare	Goal 3: Good Health and Well-being	Citizens (including disadvantaged and underserved groups)	980,439,250.96	367,884,745.87	35.20%	327	Number of people with a rare disease being provided access to services and adequate medication	Number of people treatment medication high impact	24,713
Social inclusion	Goal 1: No Poverty SDG 5: Gender equality	Disadvantaged and underserved groups	2,129,109,613.17	621,053,166.86	59.43%	590,895	Number of individuals or families benefiting from social benefits	Number of individuals or families benefiting of social minimum income	531
								Number of victims of gender violence supported	990
								Number of subsidized trips	251 million
Economic inclusion	Goal 4: Quality education Goal 8: Decent work and economic growth	SMEs and long-term unemployed	9,650,933.71	3,621,265.97	0.35%	88	Number of SMEs that received support	Number of projects that received subsidies	64
Environmental management	Goal 13: Climate Action		2,397,843.14	899,729.29	0.09%			Number of annual data for air quality parameters	527,468
								Number of annual data meteorological parameters	633,380
								Number of environmental education centers	5
Total			3,258,958,350.30	1,045,000,000.00	100.0%	787,824			



Selected Projects for the 2024 Sustainability Finance

Comunidad de Madrid has a clear social and environmental mandate to meet the needs of its citizens.

Sustainable development is at the centre of our policies for strong, sustainable and inclusive growth and development.

SELECTED PROJECTS



ELEGIBLE CATEGORY	PROJECT NAME	AMOUNT
Affordable Housing	Maintenance and upkeep of inhabited social housing.	5,388,019.28
	My First House.	25,000,000.00
	Construction of new social housing developments.	3,436,283.01
	Repair of uninhabited social housing for second allocation.	6,574,078.62
	Neighbourhood Assistance Service of the Community of Madrid. ASIVECAM.	1,287,919.58
Education	Attention to students with specific educational support needs.	3,667,265
	Book lending programme. ACCEDE Programme.	32,960,653
	Maintenance of Secondary Education Centres.	22,840,000
	Refuerza Programme (academic support and reinforcement activity).	2,488,200
	Training and awareness-raising for women in situations of social exclusion.	403,994
	Scholarships for advanced vocational training.	26,607,679
	Educational compensation classrooms.	706,619
	Study aid for public universities.	6,000,000
Healthcare	High-impact medicines and orphan drugs.	977,720,000
	Collaboration with CCLL.	63,760.00
	Collaboration with professional bodies.	105,491
	Mobile service for drug addicts.	2,050,000
	Collaboration with citizens' organisations.	500,000
Social Inclusion	Reduced prices for school meals.	50,780,706.61
	Economic benefits in situations of dependency.	364,139,441.31
	Home help in situations of dependency.	140,902,299.42
	Care for the elderly in centres.	410,869,609.99
	Subsidies for public transport users.	1,095,039,214.00
	Care for the elderly in centres for the elderly.	16,131,822.00
	Comprehensive care in Residential Centres. Gender violence.	535,335.62
	Social canteens.	3,955,924.00
	Economic benefits for social integration of women victims of gender violence.	318,960.00
	Free school transport service for pupils in special education centres.	7,893,623.46
	Free transport service for pupils with physical disabilities.	8,673,114.68
	Free school canteen service for pupils in special education centres.	2,949,474.24
	Free school transport service for pupils in shantytowns.	784,642.92
	Participation and integration centres (CEPI).	2,371,420.00
	Volunteer school.	164,304.54
	Housing First Programme.	489,416.01
	Care centre for people in situations of social exclusion.	2,393,927.27
	Network of volunteer information points (PIV).	79,678.50
	Madrid LGTBI Information and Care Programme.	233,936.34
	Minimum Insertion Income (RMI).	4,256,435.92
	Subsidies for integration projects linked to Minimum Insertion Income.	4,900,000.00
	Subsidies for LGTBI non-profit organisations.	699,298.22
	Subsidies for Development Cooperation.	4,490,000.00
	Young people in a situation of social exclusion.	2,187,108.57
	Young people. Temporary residential foster care. Serious risk of social exclusion.	139,693.75
	Young people. First professional experience.	1,300,000.00
	Convalescent care, serious risk of social exclusion.	1,632,123.80
	Homeless women.	500,000.00
	"Get off the street" programme.	298,102.00
Economic Inclusion	Aid for the promotion of technological sectors. Start-ups	3,567,257.79
	Aid for the use of innovation services in SMEs Innovation cheque.	531,910.47
	Aid for industrial SMEs. Industry 4.0 projects.	4,815,888.66
	Aid to Innovation Intermediary Entities.	735,876.79
Climate Change and Environment Management	Measures to protect and improve the environment. Environmental education.	879,793.00
	Subsidies to non-profit organisations with environmental aims.	500,000.00
	Air Quality Network	1,018,050.14
TOTAL		3,258,958,350.30

Source: Comunidad de Madrid



CASE STUDY for HEALTHCARE



High Impact Medicines and Orphan Drugs



- Comunidad de Madrid offers universal healthcare coverage to all of its citizens. The overall objective of the healthcare programme is the maintenance of a quality healthcare service and an efficient use of resources. Madrid's public healthcare service includes plans such as the **"Plan to improve healthcare services for people with rare diseases"**.

- Providing integrated and comprehensive care by all the agents involved is essential to improve the daily life of these people and their families.
- Within the **Plan to Improve Healthcare for People with Rare Diseases**, Comunidad de Madrid financed **EUR 978m** for rare diseases treatments, over **65,000 patients** were treated:
 - 872 patients which annual costs is over EUR100,000
 - 715 patients with Chronic Hepatitis C
 - 133 CAR-T therapy treatments.
 - 8,252 multiple sclerosis
 - 30,576 immune-mediated inflammatory diseases patients
 - 24,346 HIV patients
 - 946 Pulmonary hypertension

Mobile Support Service for Drug Dependency



- **Comunidad de Madrid provides healthcare** to about **20,905 drug addicts** out of treatment **through mobile devices in marginal areas**.
- This project aims to minimize the negative effects related to consumption and contributes to public health by controlling and monitoring transmitted diseases, providing referrals to drug addiction treatment, counselling and support services network.

Proceeds of the bond will be allocated to projects aimed at providing a modern and sustainable public healthcare service system to the citizens of Madrid (including, but not limited to, vulnerable groups)

Source: Comunidad de Madrid



CASE STUDY for EDUCATION



ACCEDE – Book lending program



- **Accede Program textbook lending program** for eligible students of Primary Education, Compulsory Secondary Education and Basic Vocational Training.
- Over **510,000 students** from nearly **1,500 schools** benefited from this program.
- Comunidad de Madrid has allocated **EUR 32,9m** to this program.

Education Centers Maintenance



- Comunidad de Madrid **offers a wide network of public primary and secondary education schools and special education schools.**
- Every year, Comunidad de Madrid builds new centers to cope with takes care of the maintenance of schools, by taking preventive, diagnostic, updating, replacement, and repair procedures. In 2024 **375 schools** benefited from these procedures.

REFUERZA-Academic Support



- **The Academic Support program** seeks to complement Primary Schools training by offering students reinforcement activities, study techniques or knowledge expansion sessions.
- Over **19,000 students** benefited from this program.

Education is a fundamental social right, bringing significant benefits to society. An educated and skilled workforce is essential for our region's competitiveness.

Source: Comunidad de Madrid



CASE STUDY for AFFORDABLE HOUSING



Uninhabited Social Houses Refurbishment



- **Comunidad de Madrid** dedicated close to **EUR 6,57m** to Social Housing projects.
- Among others those dedicated to the maintenance and conservation of inhabited social housing to **improve the safety** and the **accessibility** and enhance its **energy efficiency**
- **307 vacant** social homes were **refurbish**

Mortgage Assistance Program



- **'Mi primera Vivienda'** is a pioneering plan for young people under 40 years old who are economically solvent but do not have savings.
- The project facilitates the granting of up to 100% of the mortgage
- Budget of 25 million euros for 2024
- 2,277 mortgages conceded

ASIVECAM – Neighborhood Assistance



- **ASIVECAM** – the Comunidad de Madrid Neighborhood Assistance service
- Aims to favor and activate processes of coexistence and communication, to provide answers to the problems raised in the promotions of public housing of the Social Housing Agency, which facilitate the integration of people and the development of these, through their participation.
- Hired 42 socio-educational technicians, acquisition 5 vehicles

Comunidad de Madrid is committed to tackle inequalities and provide access to affordable and quality housing. Social housing plays a vital role in meeting the housing needs of people across Comunidad de Madrid

Source: Comunidad de Madrid



CASE STUDY for SOCIAL INCLUSION



Minimum Insertion Income (RMI)



- **Minimum Insertion Income (RMI)** refers to the different programs aimed at individuals and families who lack sufficient economic resources to cover their basic needs, accompanied by a process of social intervention.
- In 2024, **1,416 people received the RMI in the Comunidad de Madrid.**
- Comunidad de Madrid earmarked **EUR8m** for this purpose

Assistance for Women Victims of Gender Violence



- Comunidad de Madrid funds a broad range of initiatives and programs aiming to **end all forms of gender-based violence**
- In 2024, **111 women and 84 children** were treated in **Shelter Centers** specialized in offering women and their dependents a comprehensive recovery treatment that from the psychological, educational, socio-labour and legal fields, favors the normalization of the family unit.

Care for Seniors in Centers



- Comunidad de Madrid provided assistance to more than **21,879 dependent people.**
- Promote the social integration of older people by encouraging them to remain in their environment.
- Create and maintain adequate resources for the care of dependent elderly people through the provision of specialised and quality services.

Comunidad de Madrid's strategy for social inclusion aims to achieve the full integration in society of people who are in a situation (or at risk) of poverty and social exclusion, fighting against gender violence and promoting equal opportunities

Source: Comunidad de Madrid



CASE STUDY for SME FINANCING



Industry digitalization projects



- **SMEs** play a major role in Comunidad de Madrid's economy.
- **Supporting SMEs is a priority for the regional government**, as well as providing these companies with the necessary tools to adapt to current market needs and expand their businesses
- Under the **Digitalization program**, Comunidad de Madrid provided in 2024 assistance and funding of **92 digital projects** for the development and implementation of innovative projects

AID FOR TECHNOLOGY SECTORS START-UPS



- Comunidad de Madrid has helped **45 companies considered Start-Up or Highly Innovative Intensity SMEs**.
- Help for young and innovative Start-Up companies or High Intensity Innovative SMEs developing their projects in the Region of Madrid.

Digitising industries is one of the key challenges to be tackled for fostering growth. Comunidad de Madrid is committed in supporting SMEs in all stages of their life cycle to develop and achieve growth and engage in innovation

Source: Comunidad de Madrid



Leadership in Sustainable and Green Bonds

- First Spanish Region to issue Sustainable Bonds.
- Largest number of Sustainable Bonds issued in Spain.
- Ability to Issue Green, Social and Sustainable Bonds and Loans.
- 8 Sustainable benchmark public bond issued since 2017.
- 63.45% of Sustainable finance in Comunidad de Madrid's annual issuance in 2024.
- Largest amount outstanding in Sustainable Bonds (8,316 MM*).
- Transparent and public reporting on projects financed by under the framework.

	Amount (€ million)	Settlement	Tenor
Sustainable Bond (Public) (matured)	700	04/18/2017	5
Sustainable Bond (Public)	1,000	02/23/2018	10
Sustainable Bond (Public)	1,250	02/14/2019	10
Sustainable Bond (Public)	1,250	02/27/2020	10
Green Bond	700	05/08/2020	7
Sustainable Bond (Public)	1,000	03/26/2021	10
Green Bond	500	11/26/2021	7
Sustainable Bond (Public)	1,000	04/11/2022	10
Green Bond	500	10/14/2022	7
Sustainable Bond (Public)	1,000	02/24/2023	10
Green Bond	600	06/29/2023	5
Sustainable Bond (Public)	1,000	02/29/2024	10
Green Bond	600	05/31/2024	5
Sustainable Bond (Public)	1,000	02/14/2025	10
Green Bond	500	06/12/2025	5

Source: Comunidad de Madrid

*outstanding of sustainable bonds excluding green bond issuances





GREEN FINANCING



TABLE OF CONTENTS

I. New Sustainability Strategy

II. Green Financing Report-2024

III. European Green Bond-2025





I. NEW SUSTAINABILITY STRATEGY



CAM New Sustainability Strategy – 2023 -2030

The Community of Madrid established a **new Energy, Climate, and Air Strategy (EECAM)** for the 2023-2030 period which introduces **7 Strategic Objectives**. The plan identifies key sectors for urgent action and potential challenges, proposing targeted areas where stakeholders and society **can drive meaningful change**. The strategy incorporates **58 detailed measures** within the framework to effectively address these environmental challenges.



Estrategia de Energía, Clima y Aire
de la Comunidad de Madrid
2023-2030



Goal

Transform the Community of Madrid into a decarbonized, energy-secure region with excellent air quality, leading in economic, social, and environmental aspects.



Overview of the Key measures

- **Transport & Mobility:** Efficient use of transport, promotion of public transport, electric mobility, and low-emission zones.
- **Residential, Commercial & Institutional:** Energy certification, building rehabilitation, and support for renewable self-consumption.
- **Energy, Industry & Utilities:** Ensure energy supply quality, integrate distributed generation, and promote renewable technologies.
- **Agriculture & Natural Environment:** Improve energy efficiency in agriculture, reduce emissions, and promote sustainable forestry.
- **Cross-cutting Areas:** Climate change education, R&D, public awareness, and green public procurement.



Strategic Objectives

1. Boost **energy efficiency** and promote self-consumption of renewable sources.
2. Contribute to the **improvement** of the **availability, security, and quality of energy supply** at a reasonable price and promoting self-sufficiency.
3. Promote the growth of electric and thermal energy production using **renewable or low-carbon sources**.
4. **Reduce greenhouse gas emissions**, encouraging carbon capture and sequestration.
5. **Reduce emissions of atmospheric pollutants** to improve air quality.
6. Progress towards a **territory fully adapted to potential climate threats**.
7. Support **cultural change towards the transition to a decarbonized society**, driving development and research

Main areas for action per sector (EECAM)

TRANSPORTATION AND MOBILITY SECTOR

Areas of Action

1. Efficient Use of Transport and Promotion of Public Transport
2. Support for Modal Shift
3. Promotion of Electric and Low-Emission Mobility
4. Transformation of Passenger and Freight Transport Fleets Using Less Polluting Technologies and Fuels
5. Renewal of Institutional Fleet and Urban and Interurban Bus Fleet
6. Promotion of **Mobility Based on 100% Renewable Hydrogen**
7. Implementation of **Low-Emission Zones in Municipalities of the Community of Madrid**
8. Actions on Transport Infrastructure in the Community of Madrid

2023-2030 Main Targets

- **23% reduction** in the number of **journeys** made by **private vehicles** (vehicles/km)
- **Taxi and vehicle-for-hire (VTC)** sectors to reach **100% zero emissions**
- Vehicles used for passenger transport and goods distribution targeted to achieve 50% zero emissions
- **Urban and interurban bus fleets**, as well as institutional vehicles, to be **100% zero emissions**
- Registration of **850,000 electric vehicles** and **installation of 20,455 public charging points**
- Targeting an average age of vehicles on the road to be 10 years
- Progressive introduction of hydrogen fuel cell technology in private fleets of light and heavy vehicles
- Establishment of low-emission zones in all municipalities in the CAM with more than 50,000 inhabitants.



Main areas for action per sector (EECAM)

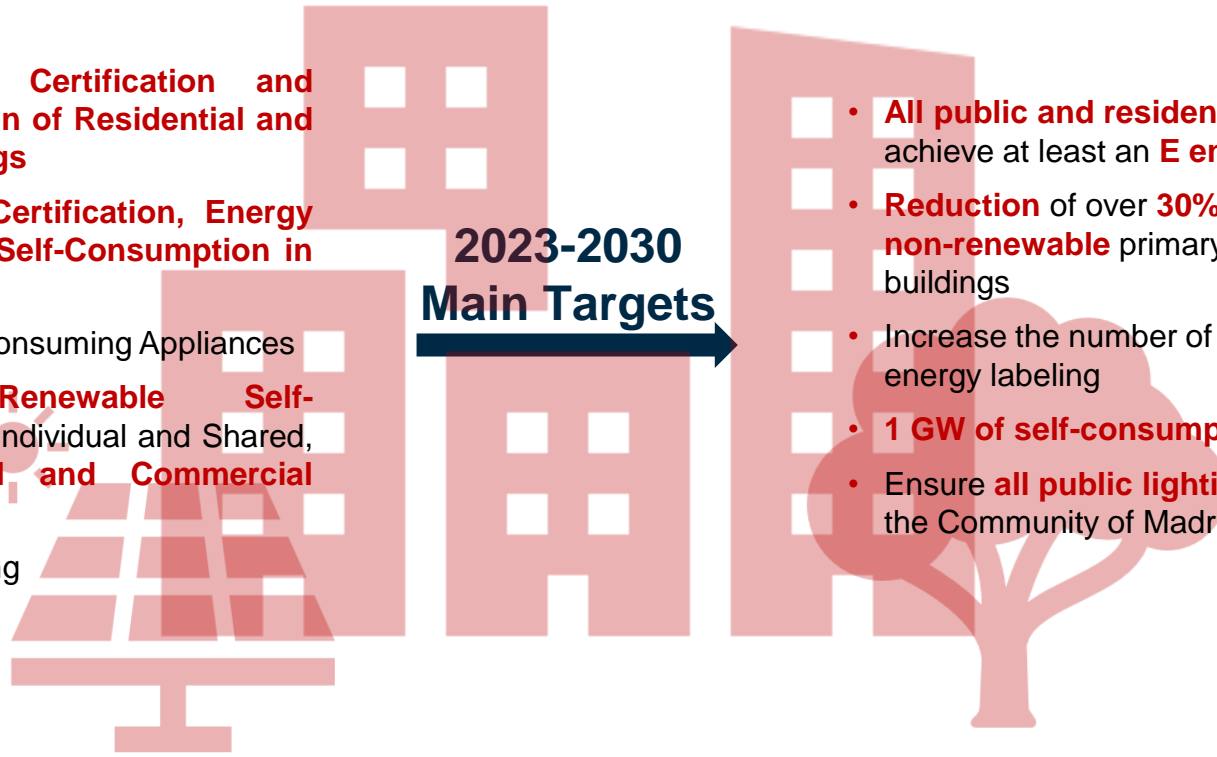
RESIDENTIAL, COMMERCIAL, AND INSTITUTIONAL SECTOR

Areas of Action

9. Energy Efficiency Certification and Energy Rehabilitation of Residential and Commercial Buildings
10. Energy Efficiency Certification, Energy Rehabilitation, and Self-Consumption in Public Buildings
11. Renewal of Energy-Consuming Appliances
12. Support for **Renewable Self-Consumption**, Both Individual and Shared, in the Residential and Commercial Sector
13. Efficient Public Lighting

2023-2030 Main Targets

- **All public and residential buildings** must achieve at least an **E energy rating** in 2030
- **Reduction of over 30% in the consumption of non-renewable** primary energy in rehabilitated buildings
- Increase the number of devices with more efficient energy labeling
- **1 GW of self-consumption** in 2030
- Ensure **all public lighting is energy-efficient** in the Community of Madrid



Main areas for action per sector (EECAM)

ENERGY, INDUSTRY, AND UTILITIES SECTOR

Areas of Action

14. Ensure **Energy Supply Quality**
15. Adaptation of Electrical Networks for Integration of Distributed Generation
16. Promotion of Installation of Renewable Electricity Generation Technologies
17. Promotion of Deployment of Energy Storage Technologies
18. Promotion of Hydrogen Technologies in the Community of Madrid
19. Promotion of Energy Service Companies
20. Support for the Creation of Energy Communities
- 21. Protection of Energy Consumers**
22. Utilization of Residual Heat and Energy and Efficient Process Management
- 23. Promotion of High-Efficiency Cogeneration**
24. Development and Promotion of Energy Efficiency Measures in Industry
25. Reduction of Diffuse Emissions of Fluorinated Gases in the Industrial and Commercial Sector
26. Incorporation of Renewables in the Industrial Sector within the Framework of the Industrial Plan
27. Energy Efficiency and Renewable Energy in Water Management
28. Improvement of Water Footprint in Productive, Commercial, and Public Buildings
29. Promotion of **Responsible Water Use**
30. Waste Management Based on a Circular Economy Approach
- 31. Utilization of Waste for Generation of Renewable Gases and Biofuels**
32. Improvement of Adaptation Capacity of Productive Sectors to Climate Change Effects
33. Promotion of Renewable Thermal Energies
34. Support for the Implementation of Medium-High Enthalpy Geothermal Energy
- 35. Foster the Development of Synthetic Fuels**

2023-2030 Main Targets

- **Reduce** the Interruption time Equivalent to the installed Capacity (**TIEPI**) and Number of Equivalent Interruptions per Installed Power in Medium Voltage (**NIEPI**) by **10%**
- Achieve at least **5 GW of installed photovoltaic solar**
- Coordinate renewable energy development with **storage facilities** to reach **20% of renewable installed capacity**
- Gradually introduce hydrogen technologies from pilot projects to fully operational industrial projects
- **Reduce energy intensity** by an average annual rate of **2.53%**
- Increase cumulative annual growth of energy communities by 10%
- Increase by 10% the industries improving their processes for heat and energy utilization*
- Achieve primary energy savings and reduction of GHG emissions, improving the self-sufficiency capacity of the CM
- **Reduce fluorinated gas emissions by 33%** compared to 2005
- 25% of industrial companies using some form of renewable energy
- 100% renewable or clean energy self-consumption in CYII facilities
- **15% reduction in waste weight generated** compared to 2010



Main areas for action per sector (EECAM)

AGRICULTURE AND NATURAL ENVIRONMENT SECTOR

36.Improvement of **Energy Efficiency in Agricultural Holdings and Agricultural Machinery**

37.Promotion of the Use of Renewable Energies in Agricultural Holdings

38.Reduction of Methane and Ammonia Emissions in the Livestock Sector

39.Promotion of **Sustainable Agriculture and Livestock Farming that Contribute to Climate Change Adaptation**

40.Promotion of Carbon Farming

41.Sustainable and Resilient Forest Management

42.Promotion of the Use of Sustainable Forest Biomass from the Community of Madrid

43.Improvement of Biodiversity

44.Detailed **Evaluation of the Effects of Climate Change on Natural Heritage, Biodiversity, and the Natura 2000 Network**

45.Impact, Vulnerability, and Adaptation Capacity Studies in the Agricultural and Livestock Sector

46.Promotion of Carbon Silviculture

47.Strengthening Forest Fire Prevention Tasks

48.Flood Protection

49.Development of Municipal Plans and Actions for Climate Change Adaptation

2023-2030 Main Targets

- **Reduce energy consumption from petroleum** derivatives in the agricultural sector by up to **50%**
- Achieve a **21% reduction in ammonia** emissions from farms compared to 2005 emissions
- Contribute to reducing **CH4 emissions** linked to livestock
- Improve the carbon capture capacity of agricultural soils
- Ensure **50% of the forests** in the Community of Madrid have **sustainable forest management** plans or silvicultural references
- Increase the sustainable use of forest biomass
- Analyze the risks and vulnerabilities of the agricultural and livestock sectors to climate change and enhance their capacity to adapt to such impacts
- Develop studies and projects for ecosystem services and promoting carbon absorption
- Reduce the risk of fire and minimize its magnitude
- Ensure 100% of municipalities with more than 50,000 inhabitants have an adaptation plan



Main areas for action per sector (EECAM)

CROSS-CUTTING AREAS OF ACTION

50. Training in Climate Change, Air Quality, and Energy

51. Promotion of R&D&I

52. Access to Information on Energy, Air Quality, and Climate Change for Citizens and Businesses

53. Awareness and **Sensitization of Society Regarding Decarbonization**

54. Maintain and Improve Information Networks Related to Air Quality and Climate Change

55. **Incorporation of the Climate Component in Regional Policies**

56. Green Public Procurement Based on the Promotion of Renewable Energies and Decarbonization

57. Review and Simplification of Administrative Procedures

58. **Leadership of the Regional Administration in Promoting and Supporting the Energy and Climate Transition**

2023-2030
Main Targets

- Increase the level of education of society in matters related to the strategy
- Maintain and improve **air quality networks** and climate change monitoring in the CM
- Incorporate the climate change variable into new plans and legal instruments
- Include sustainability, energy savings, and efficiency criteria in contracts of the CAM public administrations and entities
- **Reduce** the total cumulative **energy consumption** in all public buildings **by 18% by 2025 and by 50% by 2030**



CAM Sustainability Strategy 2030

Ambitious investments in subway line extensions and bus interchanges & terminals



GRANDES ACTUACIONES 2019/2030

DIRECCIÓN GENERAL DE INFRAESTRUCTURAS DE TRANSPORTE COLECTIVO

PROLONGACIONES DE LÍNEA

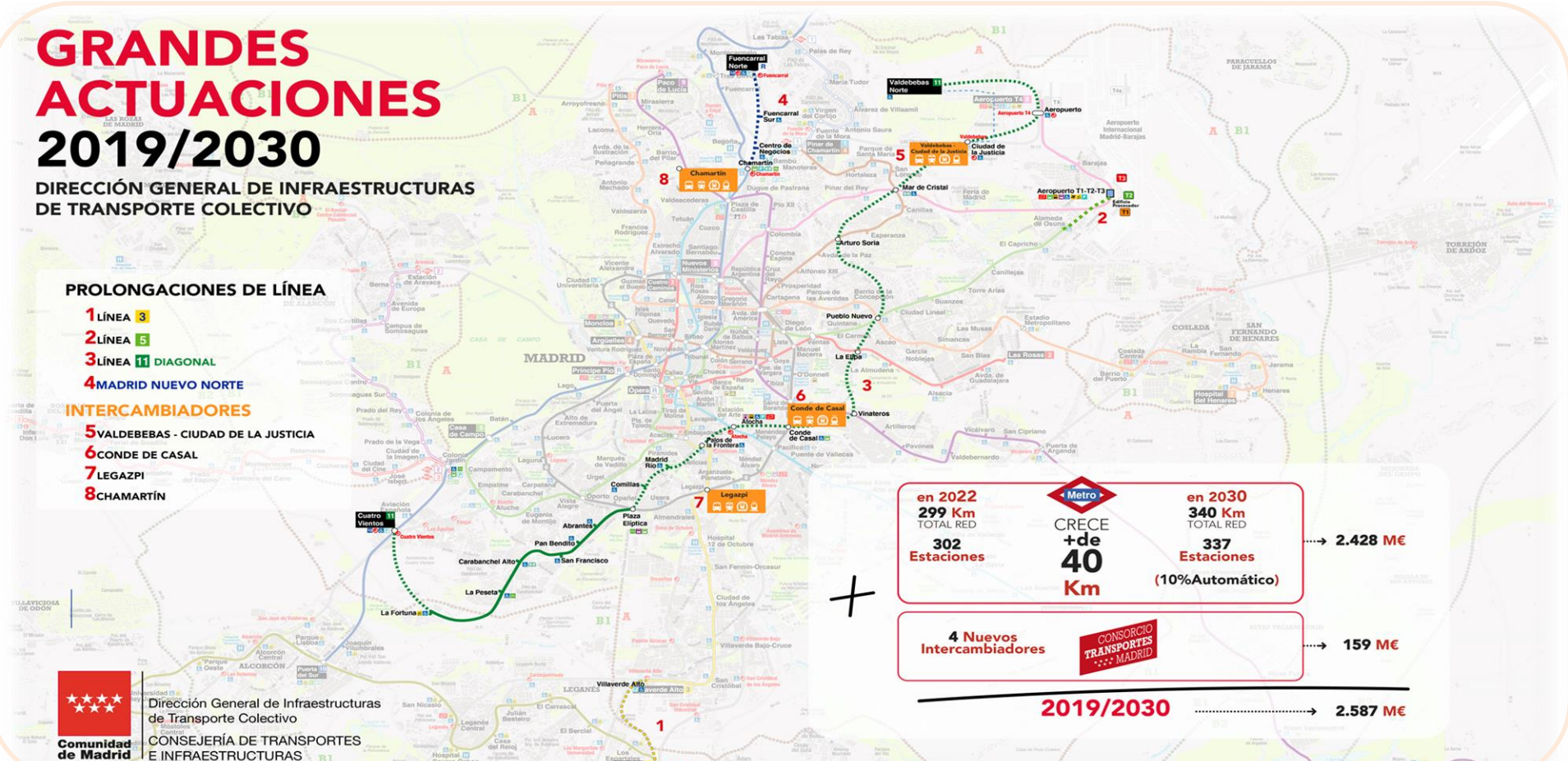
- 1 LÍNEA 3
- 2 LÍNEA 5
- 3 LÍNEA 11 DIAGONAL
- 4 MADRID NUEVO NORTE

INTERCAMBIADORES

- 5 VALDEBEBAS - CIUDAD DE LA JUSTICIA
- 6 CONDE DE CASAL
- 7 LEGAZPI
- 8 CHAMARTÍN



Dirección General de Infraestructuras de Transporte Colectivo
CONSEJERÍA DE TRANSPORTES E INFRAESTRUCTURAS



4 new bus interchanges and more than 40 new Km in metro lines by 2030

Source: Comunidad de Madrid, Metro

CAM Sustainability Strategy 2030

Comprehensive water cycle management



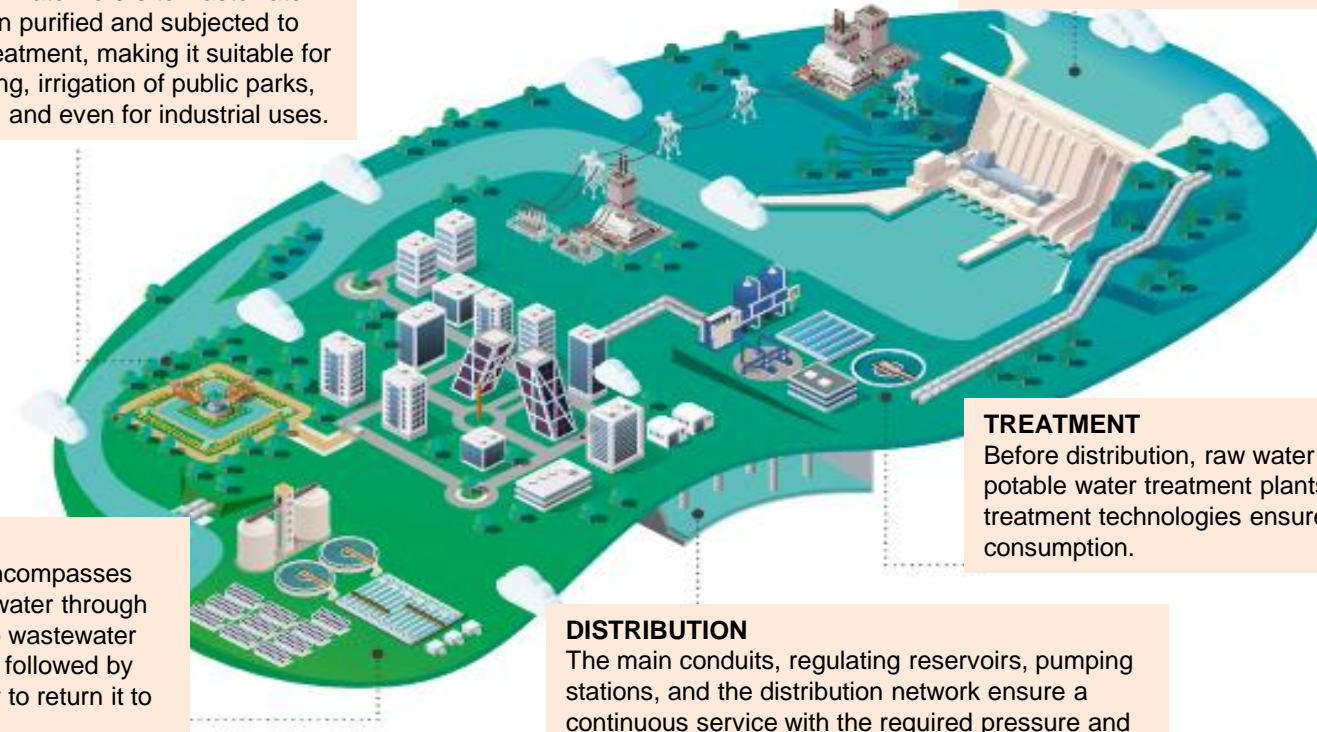
INTEGRATED WATER CYCLE

REGENERATION

Regenerated water refers to wastewater that has been purified and subjected to additional treatment, making it suitable for street cleaning, irrigation of public parks, golf courses, and even for industrial uses.

SANITATION

Sanitation management encompasses the transportation of wastewater through urban drainage networks to wastewater treatment plants (WWTPs), followed by the purification of this water to return it to rivers in optimal conditions.



CAPTURE

Reservoirs, weirs, and groundwater wells make up the bulk of the water collected by the Canal for supplying the Community of Madrid.

TREATMENT

Before distribution, raw water arrives via large channels at the potable water treatment plants (WTPs), where the most modern treatment technologies ensure the highest water quality before consumption.

DISTRIBUTION

The main conduits, regulating reservoirs, pumping stations, and the distribution network ensure a continuous service with the required pressure and quality.



Metro de Madrid – Sustainability Financing Framework

Metro de Madrid has developed a Sustainable Financing aligned to ICMA GSS Principles and LMA Principles to issue Green, Social, Sustainability and Sustainability Linked bonds and loans to finance and support activities that will contribute to the United Nations Sustainable Development Goals and the Company's Sustainability Strategy.

STRATEGIC AREAS

- ✓ Carbon neutrality
- ✓ Protection of the environment
- ✓ Commitment to people
- ✓ Inclusive mobility
- ✓ Sustainable performance



MAIN FEATURES of the SUSTAINABILITY FINANCING FRAMEWORK

1

USE OF PROCEEDS CATEGORIES

Green Eligible Categories

- ❖ Clean transportation
- ❖ Energy efficiency
- ❖ Renewable Energy

Social Eligible Categories

- ❖ Affordable basic infrastructure
- ❖ Access to essential services

2

KPI & SPTs

KPI - Total electric energy consumption (KWh) / metro car-kilometre produced. Total electric energy consumption is the sum of electric energy consumption for traction and auxiliary services.

SPT - Reduce total electric energy consumption (KWh) / metro car-kilometre produced to 2,8888 by 2028 coming from 2,9815 in year 2023 as baseline represents a reduction of 3,06% by 2028)
Intermediate targets set 2024-2028



SPO by DNV.GL



EMT – Sustainability Financing Framework

- EMT Madrid is a leading public transportation company in the city of Madrid .
- Operates a fleet of more than **2,000 buses**, averaging over 1.5 million trips daily. Manages the Madrid **Public Bicycle service** (BiciMad) which features over **3,500 bicycles**, **more than 250 stations**, and records more than 3 million uses
- Since its inception, **EMT Madrid has been committed to sustainability and reducing greenhouse gas emissions**. It has been a **pioneer** in incorporating **hybrid and electric buses** into its fleet and implementing measures to enhance energy efficiency, thereby reducing the environmental impact of all its operations.

STRATEGIC PILLARS

- ✓ Strategy, Management, and Transparency
- ✓ Good Governance and Ethics
- ✓ Customers and Society
- ✓ Environment
- ✓ Economically Sustainable Management



MAIN FEATURES OF THE SUSTAINABILITY FINANCING FRAMEWORK

1

USE OF PROCEEDS CATEGORIES

Green Eligible Categories

- ❖ Clean transportation
- ❖ Energy efficiency
- ❖ Renewable Energy

Social Eligible Categories

- ❖ Affordable basic infrastructure
- ❖ Access to essential services

2

KPI & SPTs

KPI

1. The percentage of electric fleet and zero-emission vehicles.
2. Nox emissions
3. Renewable energy generated by photovoltaic panels for self-consumption

SPT

1. Increase by 25% by 2025 of electric fleet and zero-emission vehicles
2. Decrease by 0.30 Kg/1,000Km Nox emissions by 2025
3. Increase to 6,000 MWh/year renewable energy generated by photovoltaic panels for self-consumption

pgemini Invent



Source: Comunidad de Madrid



II. GREEN FINANCING REPORT-2024



Green Financing Strategy - Overview

5 Green bonds issued up to date totaling a size of EUR 2,900Mn

2021, 2022, 2023 & 2024 Green Bonds allocated to clean transportation projects fully aligned with EU Taxonomy

Continued assessment towards implementing alignment on EU Taxonomy regarding other green categories, such as Waste Management and Environmental Conservation

2024 Green Financing eligible portfolio of EUR 1,063.3 Mn

Annual impact report published on Comunidad de Madrid Website*

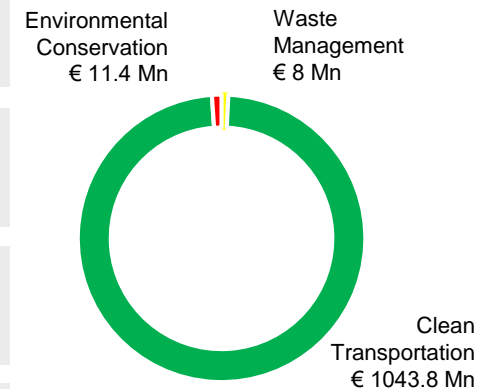
Committed to at least one Green Bond issuance per year

Continuous leadership in the Sustainable Finance Front: First Sub-Sovereign to Issue a EuGBS

Comunidad de Madrid is a relevant player in Sustainable Finance



Green Eligible Portfolio

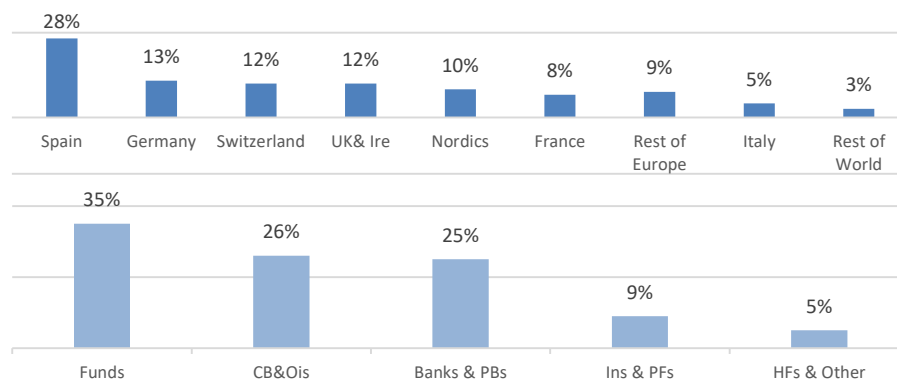


CAM – 2024 Green Bond - Review

Final Terms and Conditions

Issuer	The Autonomus Community of Madrid
Issuer Ratings	A/Baa1/A/A- (Sta/Pos/Sta/Sta) (S&P/Moody's/DBRS/Fitch)
Format	Senior Unsecured
Ranking	RegS, Dematerialised
Risk Weighting	0%
Size	EUR 600m
Maturity	30th July 2029
Settlement	31 st May 2024 (T+7)
Coupon	3.173 Fixed, Annual, Act/Act, long first coupon
Reoffer	100%, 3.357% Yield
Benchmark	SPGB 0.8% 07/33/2029 +14bps
Listing	AIAF
Min Denoms	€1k + €1k
Bookrunner	BVA, Caixabank, Citi, Credit Agricole CIB, Deutsche Bank and Santander

Investor Type & Geographical distribution



Transaction Highlights

- On May 22nd 2024, the Autonomous Community of Madrid successfully launched and priced a new EUR 600M Long-5yr Green Bond at a spread of +14 bps over SPGB. The transaction concurs with the publication of the impact report of its forth green bond issued in 2023.
- The mandate was announced the previous day on Tuesday May 21st with no Initial Price Thoughts, to be launched and priced in the near future subject to market conditions.
- The strong response from investors with IOI's exceeding EUR 1bn allowed the transaction to hit the screens early the next day:
 - Books opened at 9:00 CET for a size EUR 500M (expected) and a Guidance of SPGB + 20bps area
 - By 10:25 CET the demand already exceeded EUR 2.8bn (including EUR 200M JLM interests) which allowed the guidance to be revised to SPGB + 17 bps area.
 - Shortly after the demand peaked at EUR 3.4bn with more that 120 accounts involved.
 - By 11:00 CET, with books over EUR 3.3bn (including EUR 250M JLM interests), the spread was set at SPGB+ 14bps for a final size of EUR 600M.
 - Books closed at 11:30 CET with final demand north of EUR 3bn (including EUR 200M JLM interests)
 - The deal was Priced at 99.991% with yield of 3.173%.
- Comunidad de Madrid managed to print a very successful transaction in the upper range of the size target and beating expectations in terms of levels, pricing inside its theoretical secondary curve. Investors showed very low price sensitivity with an impressive 5x oversubscribed book, peaking at EUR 3.4bn, with a -6bps move from initial Guidance.
- In terms of metrics the transaction was well supported by the international investor community accounting for 72% of the total allocations. The outstanding quality of the book is also reflected on the 44% allocation to asset managers, insurance and pension funds and the 26% granted to Central Bank & Official Institutions.



CAM – 2024 Green Bond - Highlights



- **The 2024 Green bond issued in May 2024** represented the fifth Green bond offering of Comunidad de Madrid.
- **Comunidad de Madrid is the only region in Spain** issuing Green Bonds.



- **Comunidad de Madrid is committed to keep on promoting** the ESG bond market and sustainable investments with a Framework that allows the Region to issue Green, Social and Sustainable Bonds.



- **The proceeds of the bond** have been **allocated to expenditures mostly in Clean Transportation followed by Waste Management and Environmental conservation**
- 2023 Green Bond **use of proceeds** is **fully aligned with the EU Taxonomy (100% of the use of proceeds allocated)**.
- **The projects will contribute to one environmental objective as defined in the EU Taxonomy, Climate Mitigation.**



- **Avoided** a total of **249,164 CO2eq** atmospheric emissions.



- Comunidad de Madrid engaged with a **third party verifier to assess compliance with the EU Taxonomy***.



- **Strong demand** from dedicated ESG investors.

Source: Comunidad de Madrid

*https://www.comunidad.madrid/sites/default/files/img/profesiones/cam_eu_taxonomy_alignment_spo_-_dnv_eligibility_assessment-vfinal.pdf

CAM – 2024 Green Bond – Selected Allocated Projects

Clean Transportation



- Comunidad de Madrid supports the **decarbonization of the Region's public transport**
- In 2024, EMT acquired **149 new electric buses**, bringing the **total number of electric buses in their fleet to 380 (+43% vs 2023)**, complemented by **1,752 (-4.6% vs 2023)**, buses powered by natural gas.
- This is in line with the **company's strategy** of gradually reducing the fleet's carbon emissions reaching 539 electric vehicles by 2025







- Comunidad de Madrid supports the maintenance and development of the fully-electrified Madrid's metro
- In 2012, Metro de Madrid initiated an Energy Savings Plan, investing over 8.5 million euros. By 2023, the plan had achieved a **26% reduction in energy consumption from 2011 levels**. Additionally, Metro de Madrid continues to strive for increased efficiency. In 2024, it has worked on a new energy efficiency plan with a broad time horizon (2025-2030), as some of the proposed measures will be implemented in the medium term, so the savings generated will be obtained in the medium and long term.

Aligned to EU Taxonomy and standards

2024 Green Eligible Portfolio

Overview of the Green Eligible Expenditures 2024

Eligible Category	Eligible Expenditures	Budgetary Programme	Budget Code	UN SDGs	EU Environmental Objectives
Climate change and environmental management	Waste Management: <ul style="list-style-type: none"> Measures to implement the Waste Strategy of Comunidad de Madrid 	16: Environment, Local administration and territorial planning	456N 456B		EU Objective 4: Circular economy
	Clean transportation: <ul style="list-style-type: none"> Promote the manufacture and use of the electric vehicles and points of recharge Promote public transport services and modal shift towards public transportation (e.g. railway, metro de Madrid, bus system) and soft mobility, support multimodal transport solutions and promote the use of bicycles 	14: Transport, Social Housing & Infrastructure	453N 456B	 	EU Objective 1: Climate change mitigation
	Environmental conservation: <ul style="list-style-type: none"> Management and restoration of Protected Natural Parks and other unique spaces with important conservation value 	16: Environment, Local administration and territorial planning	456A		EU Objective 6: Protection and restoration of biodiversity and ecosystems







2024 Green Eligible Portfolio

Overview of the Green Eligible Expenditures Portfolio 2024				
Eligible Expenditures	UN SDGs	Amount (EUR Mn)	Subcategories	Amount (EUR Mn)
Waste Management		8	• Domestic Waste Management	7.0
			• Maintenance of the Air Quality Network	1.0
Clean Transportation		1,043.8	• EMT Bus	142.8
			• Intercity Bus	266.2
			• Metro	508.2
			• Measures for the Promotion of Sustainable Mobility	0.7
			• Light Train	125.9
Environmental Conservation		11.4	• Environmental Education	1.8
			• Conservation of Protected Natural Areas	3.4
			• Connectivity through Green Infrastructure	5.8
			• Grants to NPOs with Environmental Purposes	0.5
		1,063.2	1,063.2	

















2024 Green Eligible Portfolio – Impact Indicators

Overview of the Green Use of Proceeds					Impact Indicators						
Eligible Expenditures	UN SDGs	Amount (EUR m)	Subcategories	Amount (EUR m)	Managed Waste (tn)	Data Samples Collected	Emissions Avoided (tCO2)	Vehicles Subsidized	Number of Programs	Intervened Surface (ha)	Projects Selected
Waste Management		8	• Domestic Waste Management	7.0	79,028.6						
			• Maintenance of the Air Quality Network	1.0		2,772,829					
Clean Transportation		1,043.8	• EMT Bus	142.8			6,641	-			
			• Intercity Bus	266.2			183,821	-			
			• Metro	508.2			484,031	-			
			• Measures for the Promotion of Sustainable Mobility	0.7			-	956			
			• Light Train	125.9			12,482	-			
Environmental Conservation		11.4	• Environmental Education	1.8					8		
			• Conservation of Protected Natural Areas	3.4						67,858	
			• Connectivity through Green Infrastructure	5.8						722	
			• Grants to NPOs with Environmental Purposes	0.5							19
		1,063.2		1,063.2	79,028.6	2,772,829	686,975	956	8	68,581	19





2024 Green Eligible Portfolio – Clean Transportation

Eligible Expenditures for Clean Transportation				Impact Indicators	EU Taxonomy Alignment (6.3 Urban and suburban transport, road passenger transport)			
Green category	UN SDGs	Subcategories	Allocation Amount (EUR m)	Emissions Avoided (tCO2)	Primary EU Environmental Objective	EU Technical Screening Criteria	DNSH Criteria	Minimum Safeguards
Clean Transportation (*)	 	EMT Bus	142.8	6,641	EU Objective 1: Climate Mitigation			
		Intercity Bus	266.2	183,821				
		Metro	508.2	484,031				
		Light Train	125.90	12,482				
					1043,1	686,975		

* Excluding Measures for the Promotion of Sustainable Mobility



2024 Green Bond – Allocation & Impact

Overview of the allocation of bond proceeds				Impact Indicators	EU Taxonomy - 6.3 Urban and suburban transport, road passenger transport			
Green category	UN SDGs	Subcategories	Allocation Amount (EUR Mn)	Emissions Avoided (tCO2)	Primary EU Environmental Objective	EU Technical Screening Criteria	DNSH Criteria	Minimum Safeguards
Clean Transportation		EMT Bus	50	2,325	EU Objective 1: Climate Mitigation	✓	✓	✓
		Metro	400	380,977		✓	✓	✓
		Light Train	50	4,957		✓	✓	✓
		Intercity Bus	100	69,046		✓	✓	✓
			600	457,305				

Emissions avoided by Clean Transportation initiatives funded by the 2024 Green Bond proceeds are equivalent to in excess of those of **106,669 gasoline-powered passenger vehicles driven for one year***

* Calculated using: <https://espanol.epa.gov/la-energia-y-el-medioambiente/calculador-de-equivalencias-de-gases-de-efecto-invernadero>



2024 Green Bond – Clean Transportation - Impact



Metro: the equivalent distance travelled by car would have caused 545,654 tCO2 emissions



EMT bus: the equivalent distance travelled by car would have caused 22,264.44 tCO2 emissions.



Intercity bus: the equivalent distance travelled by car would have caused 256.873 tCO2 emissions.



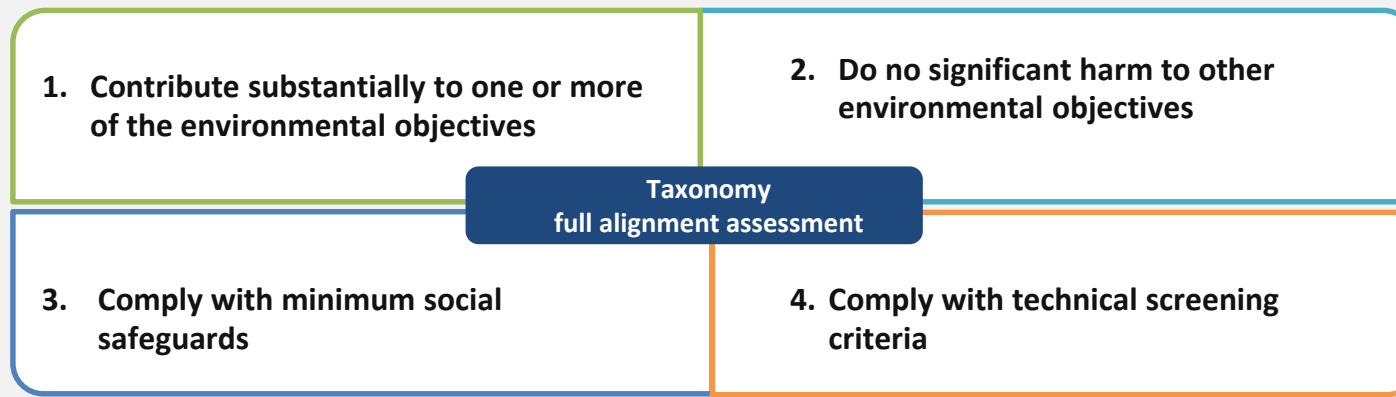
Light trains: the equivalent distance travelled by car would have caused 12,481.84 tCO2 emissions



**2024 Avoided Emissions by Public Clean Transportation in the Region (tCO2):
837,273.28***

EU Taxonomy alignment process 2024 Green Bond Comunidad de Madrid

- In 2024, Comunidad de Madrid carried out an exercise to assess which proportion of its Green bonds use of proceeds were aligned with the EU taxonomy.
- In this regard, Comunidad de Madrid engaged with a third party, DNV to assess Comunidad de Madrid's 2021 Green Bond Use of Proceeds (fully allocated into the Clean Transportation category) compliance with the EU Taxonomy and has received a positive assessment.
- Comunidad de Madrid, based on that assessment has replicated the allocation process for its Green Bond issued in October 2022 and therefore confirms that the 2024 green bond is fully aligned with the taxonomy.
- Comunidad de Madrid has reviewed the Clean Transportation expenditures towards the EU Green Taxonomy



**Comunidad de Madrid
Green Bond is fully
aligned with the EU
Taxonomy**



DNV opinion on Taxonomy alignment assessment

Finding and DNV's Opinion Alignment to EU Taxonomy dated September 2022



WHEN TRUST MATTERS

GREEN BOND ALLOCATION AND IMPACT REPORTING

EU Taxonomy Alignment

Comunidad Autónoma de Madrid



Report No.: 1, Rev. 1
Document No.: PRJN-446392
Date: 23/09/2022

"On the basis of the information provided by Comunidad de Madrid and the work undertaken, it is DNV's opinion that proceeds have been used on Clean Transport projects that are aligned with the criteria established in the EU Taxonomy for Sustainable Activities– ANNEX 1 to Regulation (EU) 2021/2139 Section 6.3 (i). for DNV GL Business Assurance España S.L.U."

Table 1: Compliance with the technical screening criteria

EU Taxonomy Technical Screening Criteria	Project EU Taxonomy Alignment - Comunidad de Madrid
The activity provides urban or suburban passenger transport, and its direct (tailpipe) CO ₂ emissions are zero.	Use of proceeds for Metro (EUR 387.8 million) and electric buses (EUR 105.375 million) are zero emissions and hence considered aligned with substantial contribution criteria set by the EU Taxonomy.
Until 31 December 2025, the activity provides interurban passenger road transport using vehicles designated as categories M2 and M3 that have a type of bodywork classified as 'CA' (single-deck vehicle), 'CB' (double-deck vehicle), 'CC' (single-deck articulated vehicle) or 'CD' (double-deck articulated vehicle), and comply with the latest EURO VI standard, i.e. both with the requirements of Regulation (EC) No 595/2009 and, from the time of the entry into force of amendments to that Regulation, in those amending acts, even before they become applicable, and with the latest step of the Euro VI standard set out in Table 1 of Appendix 9 to Annex 1 to Regulation (EU) No 562/2011 where the provisions governing that step have entered into force but have not yet become applicable for this type of vehicle. Where such standard is not available, the direct CO ₂ emissions of the vehicles are zero.	Use of proceeds for Hybrid buses (EUR 11.125 million) fit in as a transitional activity as referred to in Article 10 of Regulation 2020/852 and are aligned with the technical screening criteria. Comunidad de Madrid has provided type approvals and technical specification of the buses showing compliance with EURO VI standard.
N.A.	Emissions avoided with this UoP have been calculated by Comunidad de Madrid as 137,895 tCO ₂ for Metro, and 6,280 tCO ₂ for buses (EMT).

Table 3: Compliance with the minimum social safeguards

Minimum social safeguards	Project EU Taxonomy Alignment - Comunidad de Madrid
As per article 18 of Regulation (EU) 2020/852. The minimum safeguards referred to in point (c) of Article 3 shall be procedures implemented by an undertaking that is carrying out an economic activity to ensure the alignment with the OECD Guidelines for Multinational Enterprises and the UN Guiding Principles on Business and Human Rights, including the principles and rights set out in the eight fundamental conventions identified in the Declaration of the International Labour Organisation on Fundamental Principles and Rights at Work and the International Bill of Human Rights.	CSR Policy and Code of Conduct is in place for both Metro and EMT, aligned with the principles and rights set in the UN Guiding Principles on Business and Human Rights and the principles and rights set out in the fundamental conventions identified in the Declaration of the International Labour Organisation on Fundamental Principles and Rights at Work and the International Bill of Human Rights. As part of public administration, procurement is regulated by the Public Sector Contracts Act and subject to principles and requirements of responsible procurement, including compliance with ethical standards and respect for the human rights, integrity, transparency and protection of the environment. DNV has reviewed the information provided and concludes that Comunidad de Madrid complies with the minimum social safeguards in Article 18 of Regulation (EU) 2020/852.

Table 2: Compliance with the "Do no significant harm" ("DNSH") criteria.

DNSH Criteria	Project EU Taxonomy Alignment - Comunidad de Madrid
(2) Climate change adaptation The activity complies with the criteria set out in Appendix A to Annex 1 (EU) 2021/2139.	Following climate change vulnerability and risk analysis, Comunidad de Madrid issued Plan Azul + 2019-2020, a strategic program of measures for mitigation and adaptation to climate change, to be implemented in Comunidad de Madrid. Furthermore, a new strategy is under development that will set out the broad lines of action up to 2030 to make progress in terms of climate action (mitigation and adaptation) and improvement of air quality, in line with recent international and national guidelines and requirements. The UoP in Metro and Buses is deemed not to interfere with the adaptation measures contained in Plan Azul, measures for water resources, other vulnerable systems and industries, indicators for climate change adaptation, reforestation.
	increase of carbon sequestration in agricultural soils in the region. DNV considers this is in line with the criteria established for Climate Change Adaptation in Commission Delegated Regulation (EU) 2021/2139, Annex 1, 6.3 Urban and suburban transport, road passenger transport.
(3) Sustainable use and protection of water and marine resources NA	Not applicable as per Commission Delegated Regulation (EU) 2021/2139, Annex 1, 6.3 Urban and suburban transport, road passenger transport. However, Metro has provided evidence of extensive water use and management plans for each underground station showing plans and measures to mitigate effects on water resources.
(4) Transition to a circular economy Measures are in place to manage waste, in accordance with the waste hierarchy, both in the use phase (maintenance) and the end-of-life of the fleet, including through reuse and recycling of batteries and electronics (in particular critical raw materials therein).	Metro de Madrid and EMT operate under an Environmental Management Systems certified according to ISO 14001. Responding to a new organisational model in Metro, actions and initiatives are implemented based on integral sustainability, using and optimising stocks and flows of resources (water and energy), materials and waste. Among others recovery of more than 95% of the waste generated, including batteries and electronic products, through improved waste segregation and management. A strategic plan in place in EMT for circular economy includes projects like the design and construction of a Hydrogen Fueling Station and purchasing of biogas for the supply of CHG. DNV considers this is in line with the criteria established for circular economy in Commission Delegated Regulation (EU) 2021/2139, Annex 1, 6.3 Urban and suburban transport, road passenger transport.
(5) Pollution prevention and control For road vehicles of categories M, tyres comply with external rolling noise requirements in the highest populated class and with Rolling Resistance Coefficient (influencing the vehicle energy efficiency) in the two highest populated classes as set out in Regulation (EU) 2020/740 of the European Parliament and of the Council and as can be verified from the European Product Registry for Energy Labelling (EPREL). Where applicable, vehicles comply with the requirements of the most recent applicable stage of the Euro VI heavy duty emission type- approval set out in accordance with Regulation (EC) No 595/2009.	Comunidad de Madrid has provided type approvals and technical specification of the buses showing compliance with EURO VI standard and external noise requirements. DNV considers this is in line with the criteria established for pollution and prevention control in Commission Delegated Regulation (EU) 2021/2139, Annex 1, 6.3 Urban and suburban transport, road passenger transport.
(6) Protection and restoration of biodiversity and ecosystems NA	Not applicable as per Commission Delegated Regulation (EU) 2021/2139, Annex 1, 6.3 Urban and suburban transport, road passenger transport.

Selected 2030 Targets for Energy, Climate, and Air Strategy (EECAM)

1.- METHODOLOGICAL BASES

To quantify the emissions avoided by the use of regular public passenger transport in relation to hybrid or electric buses and rail modes (metro and rail concessions), it is assumed that if these trips had not been made by public transport, they would have been made by using private vehicles.

In this way:

Emissions Avoided = Emissions generated by the private vehicle - Emissions generated by public transport

To calculate the emissions that would have been produced by the travel of passengers in private vehicles, the number of passenger-km⁽¹⁾ that have used public transport in electric or hybrid modes will be multiplied by an emission factor based on the circulating fleet of passenger cars in the Community of Madrid, according to data from the DGT for 2020 (latest available). To calculate the emissions generated by trips made by public transport users in electric or hybrid modes, the energy consumed in these trips is multiplied by the emission factors mentioned in section 5.

2.- YEAR OF CALCULATION: 2022

3.- SCOPE:

Road modes:

- EMT of Madrid (hybrid and pure electric vehicles)
- Road concessions in the rest of the Community of Madrid (hybrid and pure electric vehicles)

Railway modes:

- Metro de Madrid (Subway)
- Railway concessions (TFM, MLM, MLO, Parla Tramway)

4.- ACTIVITY DATA

Road modes:

- Vehicle characteristics (Euro standard, fuel type)
- Fuel/electrical energy consumption of vehicle fleets or, alternatively, kilometers traveled per year

Railway modes:

- Electricity consumption

5.- EMISSION FACTORS

CO₂ emission factors for fossil fuels published by the Spanish Office of Climate Change (OECC), year 2022

- Diesel fuel B7: 2.519 gr CO₂eq/liter
- CNG: 2.783 gr CO₂eq/kg

Electricity emission factors year 2022. (Published by the CNMC):

- marketer without REC 2022: 273 gr CO₂eq/kWh
- marketer with REC: 0 gr CO₂eq/kWh

Average private vehicle emissions: Prepared by the authors based on the number of cars in circulation in the Community of Madrid, according to Dirección General de Tráfico data for 2020 (latest available).

- Average private vehicle (occupancy 1.2 passengers): 146 g CO₂eq/km



(1) *Travelers-km = No. of trips x Average trip length*















III. EUROPEAN GREEN BOND-2025









Comunidad de Madrid Green Bonds: ICMA vs EuGB

European Green Bonds are fully aligned with the ICMA GBP & Comunidad de Madrid's Sustainable Finance Framework

	 	 ICMA Green Bond	 	 European Green Bond
Basis 	Green Bond Framework 1. Use of Proceeds 2. Process for Project Evaluation and Selection 3. Management of Proceeds 4. Reporting	CAM Sustainable Finance Framework	EUGBS Factsheet 1. General information 2. Enviro. strategy & rationale 3. Intended allocation of bond proceeds 4. Impact of bond proceeds 5. Information on reporting	CAM EUGBS Factsheet
Use of Proceeds 	Alignment with ICMA GBP project categories	ICMA GBP category: Clean Transportation Voluntary EU Taxonomy alignment (DNV assessment 2022)	Mandatory EU Taxonomy alignment 15% flexibility pocket (if needed)	100% EU Taxonomy alignment Allocation to the Bus & Metro systems of Madrid (6.3 Urban and suburban transport)
Reporting 	Allocation and Impact report recommended annually until full allocation	Allocation: at fiscal year end when the definitive budgetary amounts are approved Impact: annually until full allocation	Allocation and Impact report required annually until full allocation	Allocation: at fiscal year end when the definitive budgetary amounts are approved Impact: annually until full allocation
Verification 	External Review recommended	 SUSTAINALYTICS Sustainalytics Second Party Opinion	Pre-issuance: EUGBS Factsheet External Review required Post-issuance: Allocation Report External Review required	DNV EUGBS Factsheet External Review  Allocation Report External Review¹: i. state auditor to confirm allocation of the proceeds ii. ESMA approved External Reviewer to confirm EU Taxonomy alignment

¹ As per Article 13 of the [EUGBS](#) Regulation, given CAM's status as a 'sovereign'

Comunidad de Madrid EuGB – Factsheet Summary

Section	<div>Comunidad de Madrid </div> <div>EuGB Factsheet</div>	
General Information	<ul style="list-style-type: none"> Applicable for multiple EuGB issuances 	
Environmental Strategy and Rationale	<ul style="list-style-type: none"> EuGBs aim to support the Community of Madrid's action to combat climate change and support the achievement of the EU goal of carbon neutrality by 2050 – as per the Air, Climate and Energy 2030 Horizon Strategy Contribution to EU Environmental Objective: Climate Change Mitigation 	
Intended Allocation of Bond Proceeds	<ul style="list-style-type: none"> Proceeds allocated in accordance with the Gradual Approach (bond-by-bond approach) 100% EU Taxonomy aligned allocation to economic activity: <i>6.3 Urban and suburban transport, road passenger transport (Bus & Metro systems of Madrid)</i> Proceeds allocated to eligible activities in the General Budget of Comunidad de Madrid, corresponding to the fiscal year of the issuance (and, in case necessary, the preceding fiscal year) Internal Committee responsible for selecting eligible activities from the General Budget that comply with the EU Taxonomy criteria 	
Environmental Impact of Bond Proceeds	<ul style="list-style-type: none"> EuGB impact reporting is expected to be aligned with CAM's latest Green Bond impact reporting Impact indicator: Estimated Avoided Emissions (tCO2) by Public Clean Transportation in the Region 	



External Review: EuGB Factsheet - DNV

DNV has provided a pre-issuance External Review of CAM's Green Bond Factsheet

DNV was included on the [ESMA list](#) of External Reviewers in April 2025, under the transitional regime



EU Taxonomy Activity	Asset Eligibility	Substantial Contribution Criteria	Do No Significant Harm Criteria	Minimum Social Safeguards
6.3 Urban and suburban transport, road passenger transport				

*“Based on information provided by the CdM, DNV, in its capacity as External Reviewer, is of the opinion that **the use of proceeds of the European Green Bond(s) is aligned with Regulation (EU) 2020/852 [EU Taxonomy Regulation]** and meets, or is expected to meet, where applicable, **the requirements of Regulation (EU) 2023/2631 [EU Green Bond Standard Regulation]**”*

Thanks you for your attention

Contact Information



Rodrigo Robledo Tobar

Director General for Financial Policy and Treasury

M^a Luz García Aliaga

Deputy Director Financial Policy

Beatriz Mula Coso

Head of Funding

dgpf@madrid.org

<http://www.comunidad.madrid/inversion/relacion-inversores>

Disclaimer

- *This presentation was created by the Comunidad de Madrid*
- *This presentation does not constitute an offer or invitation (by or on behalf of) the Comunidad de Madrid to the subscription or purchase of securities issued by the Comunidad de Madrid.*
- *This presentation is not intended to provide any assessment of the financial situation of the Comunidad de Madrid or any assessment of the instruments used by the Comunidad de Madrid and should not be considered as a recommendation from the Comunidad de Madrid. Each recipient of this presentation, independently, should judge the relevance of the information contained in this document, make their own assessment and determine whether additional information should be sought and consult their own advisors in terms of legal, fiscal, or another type that is deemed necessary.*





ANNEXES



Overview of outstanding Sustainable transactions

	Settlement	Maturity	Amount
SUSTAINABLE PLACEMENT			
Private Placement (Social)	2016	2031	48.000.000
Private Placement (Sustainable)	2018	2058	238.000.000
Private Placement (Sustainable)	2020	2050	265.000.000
Public Benchmark (Sustainable)	2018	2028	1.000.000.000
Public Benchmark (Sustainable)	2019	2029	1.250.000.000
Public Benchmark (Sustainable)	2020	2030	1.250.000.000
Public Benchmark (Sustainable)	2021	2031	1.000.000.000
Public Benchmark (Sustainable)	2022	2032	1.000.000.000
Public Benchmark (Sustainable)	2023	2033	1.000.000.000
Public Benchmark (Sustainable)	2024	2034	1.000.000.000
Private Placement (Sustainable)	2024	2032	25.000.000
Private Placement (Sustainable)	2024	2035	20.000.000
Public Benchmark (Sustainable)	2025	2035	1.000.000.000
GREEN BOND			
Public Benchmark (Green)	2020	2027	700.000.000
Public Benchmark (Green)	2021	2028	500.000.000
Public Benchmark (Green)	2022	2029	500.000.000
Public Benchmark (Green)	2023	2028	600.000.000
Public Benchmark (Green)	2024	2029	600.000.000
Public Benchmark (Green)	2025	2030	500.000.000
TOTAL			12.496.000.000

	Settlement	Amount
BILATERAL LOANS		
Total Social Loan	2016	20.000.000
Total Sustainable Loan	2017	240.000.000
Total Sustainable Loan	2018	379.000.000
Total Sustainable Loan	2019	367.000.000
Total Sustainable Loan	2022	250.000.000
Total Green Loan	2022	400.000.000
Total Social Loan	2022	100.000.000
Total Sustainable Loan	2023	1.490.000.000
Total Green Loan	2023	175.000.000
Total Sustainable Loan	2024	1.740.000.000
Total Green Loan	2024	100.000.000
Total Sustainable Loan	2025	1.325.000.000
Total Green Loan	2025	50.000.000
TOTAL		6.636.000.000

	Settlement	Maturity	Amount
SUPRANATIONAL LOANS			
Sustainable Loan	2018	2027	70.000.000
Sustainable Loan	2020	2029	130.000.000
Health Social Loan	2020	2033	140.000.000
Health Social Loan	2020	2035	465.000.000
Health Social Loan	2020	2035	135.000.000
Health Social Loan	2020	2033	51.000.000
Health Social Loan	2021	2034	9.000.000
Sustainable Loan	2022	2035	10.000.000
Health Social Loan	2022	2041	200.000.000
Health Social Loan	2022	2037	200.000.000
Sustainable Loan	2022	2035	25.000.000
Sustainable Loan	2023	2036	165.000.000
TOTAL			1.600.000.000

TOTAL SUSTAINABLE 20.732.000.000

Source: Comunidad de Madrid



Debt issuance Procedure: Public issue (I)

Authorizations

- Authorization from the Regional Government.
- Authorization from the Central Government.

Contact with Investors and Financial Institutions

- Continuous contact is maintained with investors and financial institutions, indicating deadlines, levels and amounts in which Comunidad de Madrid has more interest.
- Instructions to a group of institutions that are selected taking into account those which have realized higher amounts of private placements with Comunidad de Madrid, as well as those which have participated successfully in public issue of equivalent terms of the Treasury; FADE, ICO, FROB and even private companies. If market conditions are good the transaction will carry out.
- Range price formation. The syndicate, in communication with Comunidad de Madrid, sets a price range to trade the issue within the agreed timeframe with Comunidad de Madrid; the eventual commission to be received by the syndicate is discussed, and on the issue date, Comunidad de Madrid informs via email of the roles to be played by each one of the participants of the group and seeks the approval of the syndicate.
- On the scheduled issue date, the transaction is announced on the trading screens of Bloomberg and Reuters in order to capture the attention of investors.
- The order book is opened.
- The order book is closed.

Fixing of Issue Price

- Once the bonds have been allotted to the investors who have recorded orders in the book, a time is announced to fix the issue price; at the scheduled time, a joint call for fixing the price is made. Once Comunidad de Madrid and all banks are connected online with the screens of Bloomberg, the transaction is priced in accordance with the agreed terms in the Termsheet, based on the Treasury references. Fixing the issue price, coupon and IRR for the transaction. A first simulation of the relevant calculations is made.

Documentary Process

- Sending the final Termsheet, with the terms and conditions of the transaction that has just been established, to his approval. At this stage, a distribution by type of investor and nationality is requested. At this point, the institution that has been assigned this role, advises Bloomberg of the price, date, coupon, and ISIN code for the transaction.
- Preparation internal report to be signed by the Managing Director of Financial Policy, Treasury and Real Estate and then sent out to our Legal Services.
- Legal Service, in accordance with the terms of the report, applies for the corresponding ISIN code to the Bank of Spain and prepares the transaction authorization order to be signed by Regional Minister of Economy and Finance once it has been examined by the Intervención Delegada de Tesorería.
- The Orden is published in the BOCM at least two days before payment takes place, since during this period of time the Bank of Spain must be advised of the list of subscribers and the application for the credit of securities; this Orden becomes the Prospectus for the public issue. Letters are also sent to the rating agencies in order to request a specific rating for the transaction in question, that is submitted to the subscribing institution.
- At the same time, over this period, Legal Services, along with the Financial Institution, prepare the Contract which is signed the day before disbursement day and requires a preparatory report by Legal Services and by the Intervención Delegada de Tesorería. That Contract:
 - Is a subscription contract.
 - Is excluded from the scope of Law 30/2007, of 30 October, on Public Sector Contracts.

Disbursement: T+7

- Disbursement: T+7
- At this stage, the rating letters from the rating agencies are submitted to the subscribing institution.

Source: Comunidad de Madrid



Debt Issuance Procedure. Private placement or retap (II)

Authorizations

- Authorization from the Regional Government.
- Authorization from the Central Government.

Contact with Investors and Financial Institutions

- Continuous contact is maintained with investors and financial institutions, and the communications indicate that Comunidad de Madrid has the necessary authorizations to execute financial transactions, as well as the deadlines, levels and minimum amounts that interest us.
- A specific offer is submitted by an investor or financial institution which should have been assigned a code by the Bank of Spain (Banco de España); for this reason, sometimes the operation is carried out through a bank that has been assigned such code and functions as an intermediary.
- The offer submitted is then studied by means of an indicative termsheet, in which key elements that must be included are:
 - Amount
 - Pricing date
 - Date of disbursement
 - IRR all-in (including all commissions), indicating the Treasury reference levels.

Fixing of Issue Price

- Once the operation has been internally approved, taking into account the financial strategy of Comunidad de Madrid, the pricing time is fixing with the financial institution.
- On the day and agreed time for pricing, the financial institution contacts by telephone with Comunidad de Madrid in order to establish the price.
- Connected online with the screens of Bloomberg, and in accordance with the terms established in the indicative Termsheet, a first simulation of the relevant calculations is made, and if the parties agree, the transaction is established in a real way.

Documentary Process

- The final Termsheet, with the terms and conditions of the transaction that has just been established, is submitted to the issuer for his approval. At this stage, a distribution by type of investor and nationality is requested. At this point, the financial institution advises Bloomberg of the amount, coupon, maturity date and ISIN code for the transaction.
- Preparation Internal Report to be signed by the Managing Director of Financial Policy, Treasury and Real Estate.
- Legal Services, in accordance with the terms of the Report, applies for the corresponding ISIN code to the Bank of Spain (provided that the transaction is not a reopening) and prepares the authorization order to be signed by the Regional Minister of Economy and Finance, once it has been examined by the Intervención Delegada de Tesorería.
- The Order is published in the BOCM at least two days before payment takes place. Bank of Spain is advised of the list of subscribers and the application for the credit of securities. This Order becomes the Prospectus for the private placement. Letters are also sent to the rating agencies in order to request an specific rating for the transaction in question, that is submitted to the subscribing institution.
- At the same time, over this period, Legal Service, along with the Financial Institution, prepare the Contract which is signed the day before disbursement day and requires a preparatory report by Legal service and by the Intervención Delegada de Tesorería. Said Contract:
 - Is a subscription contract.
 - Is excluded from the scope of Law 30/2007, of 30 October, on Public Sector Contracts.

Disbursement (T+6)

- Disbursement: T+6
- At this stage, the rating letters from the rating agencies are submitted to the subscribing institution.

Source: Comunidad de Madrid



Affordable Housing

Use of proceeds: Proceeds of the Sustainable Finance Instruments will be allocated to projects aimed at **fighting against housing exclusion** by providing **affordable housing** and shelter to disadvantaged populations.

Eligible expenditures include:

- Development and **provision of social housing** in Comunidad de Madrid;
- Renovation, maintenance and **improvements of affordable housing projects**;
- Provide affordable housing with **adjusted rents to disadvantaged targeted populations**;
- Maintenance, adaptation and **modernization of shelters for at risk youth**, improving spaces for accommodation.



By financing affordable housing, Comunidad de Madrid directly supports Spain's State Housing Plan

Source: Comunidad de Madrid



Education

Use of proceeds : Proceeds of the Sustainable Finance Instruments will be allocated to projects aimed at providing **educational programs and vocational training to youth**, as well as allowing for a successful **integration of disadvantaged groups in the education system**, preparing them for future labor market opportunities.

Eligible expenditures include:

- Construction, rehabilitation and maintenance of **public education schools**;
- Construction, rehabilitation and maintenance of **public education centers**;
- **Acquisition of equipment** to ensure a quality education in public education schools;
- Financing expenses related to **home educational support service (SAED)**, **hospital classrooms (AAHH)** and **therapeutic educational centers (CET)**;
- Financing **educational programs and vocational training** for young people at **risk of exclusion or unemployed**;
- Collaboration to support the **integration of students with special educational needs**;
- Expenses related to **subsidized school transport services**;
- Financing the **development and maintenance of public universities**;
- Providing financial support to university students, based on **socioeconomic criteria such as income level and patrimony, or disabilities**.



Comunidad de Madrid finances public education for all, and devolves particular attention to allocate resources to guarantee access to education for disadvantaged students

Source: Comunidad de Madrid



Healthcare

Use of proceeds: Proceeds of the Sustainable Finance Instruments will be allocated to projects aimed at providing a **modern and sustainable public healthcare service system to the citizens of Madrid** (including, but not limited to, vulnerable groups).

Eligible expenditures include:

- Development, maintenance and modernization facilities integrated in the **public healthcare service system** (hospitals, health-care centers, mental health facilities, etc.);
- Provision of health care or social services in **underdeveloped areas or vulnerable populations**;
- Acquisition of **medical equipment** or **provision of diagnostic services**;
- Financing programs for the **promotion of health**;
- Financing activities to **prevent and treat drug addiction**.

Expenditures related financing to healthcare aimed at fighting COVID-19 in the Madrid's Region can be used for the purpose of the issuance of thematic social bonds.



The financing of the healthcare programme will facilitate the ongoing provision of quality healthcare services to the local population, including, but not solely, to the disadvantaged groups

Source: Comunidad de Madrid



Social Inclusion

Use of proceeds : Proceeds of the Sustainable Finance Instruments will be allocated to projects aimed at supporting, integrating and **providing basic services to several vulnerable population groups** (victims of domestic violence, the elderly, risk population and minorities, physically and/or disabled people, etc.) and to **integrate, education and employment programs** as well as financial assistance to vulnerable groups at risk of social exclusion.

Eligible expenditures include:

- Fighting against domestic violence and promotion of **equal opportunities**;
- Support integration of **families and individuals at risk** (social action and education);
- Provision of **financial assistance** (i.e minimum income) to people **at risk of social exclusion**;
- Ensure universal accessibility to the **public transportation system**;
- Support to **the elderly**;
- Support to **the mentally and/or physically disabled**.



Comunidad de Madrid supports social cohesion and inclusion, protection of children and women, and care for the elderly and incapacitated via its measures and policies

Source: Comunidad de Madrid




Economic Inclusion & SME Financing

Use of proceeds: Proceeds of the Sustainable Finance Instruments will be allocated to projects and programs aimed at **promoting labor market entry opportunities for long-term unemployed or people with lower employment prospects**, and **financing SMEs in the Comunidad de Madrid**. This activity will contribute to the growth and development of Madrid's economy, hence promoting employment creation and retention.

Eligible expenditures include:

- Supporting professional training directed at the **unemployed in the Comunidad de Madrid**;
- Conducting studies and labor market research to plan and **implement policies of employment**;
- Support in **orientation programs** for those distant to the labor market that allow for a direct contact with employment agencies and employers;
- Promote **integration in the labor market of persons with disabilities** and those who are in **risk of social exclusion**;
- Provide **finance to SMEs**, including **start-ups** in order to stimulate their competitiveness and job creation;
- Provide **training and advice to commercial SMEs** to help them improve their skills and business;
- Support SMEs in the **Handicraft and Artisan Market** to improve their competitiveness.



The support provided to Madrid's SMEs, will strengthen the competitiveness of SMEs and leading to the creation and preservation of jobs, and promote the integration of vulnerable people

Source: Comunidad de Madrid



Climate Change and Environmental Management

Use of proceeds: Proceeds of the Sustainable Finance Instrument will be allocated to financing the measures to promote the sustainable mobility solutions, financing of activities related to the 'Waste Strategy of the Comunidad de Madrid' and to the management and restoration of Protected Natural Parks and other unique spaces with important conservation value ('Zonas de Especial Conservación').

Eligible expenditures include:

Clean Transportation

- Development, extension, improvement, promotion and maintenance of **public transport** including metro, low-carbon buses (such as hybrid and electric buses), including **new stations for electric buses only, rail-related infrastructure**;
- **Renewal of the most polluting fleets** (replacing vehicles with lower emission vehicles);
- Funding the installation of **charging points for electric vehicles**;
- **Urban planning and development** that leads to a reduction in the use of passenger cars.



Waste Management

- Measures to **decrease the volume of waste generated**;
- Treatment of **electrical and electronic equipment waste**;
- Programmes for **new uses of recycled materials** such as rubber from tires;
- Development of **research studies on contaminated soils** and financing necessary measures to ensure **decontamination** of identified sites.



Environmental conservation and biodiversity

- **Conservation and restorative activities** such as: repair of damaged areas to reconstruct distorted natural habitats, ongoing maintenance in the form of tree, plant and wildlife care and management and fire protection;
- Educational activities and facilities to enhance awareness and knowledge of the importance of the **National Parks** and other environmental spaces in the Comunidad de Madrid, encouraging the environmental care by local residents and visitors;
- Monitoring and development of the **Forestry Plan of the Comunidad de Madrid**

Comunidad de Madrid is heavily financing low carbon transportation and subsequently contributing to the reduction of greenhouse gas emissions in the Region

